



Item
Meeting..... 2012 Sep 17

COUNCIL REPORT

TO: CITY MANAGER **DATE:** 2012 September 12

FROM: FIRE CHIEF

SUBJECT: BURNABY FIRE DEPARTMENT 2011 ANNUAL REPORT

PURPOSE: To provide Council with the Burnaby Fire Department 2011 Annual Report

RECOMMENDATION:

1. **THAT** Council receive this report for information.

REPORT

The Burnaby Fire Department 2011 Annual Report (provided under separate cover) is a summary of the Department's activities in 2011 and encompasses all aspects of the Department's management and operations.

Additional copies of the report are available from the City Clerk's office. The Annual Report may also be viewed on the City web site.


Shaun Redmond
FIRE CHIEF

SCR:



BURNABY FIRE DEPARTMENT
2011 Annual Report



THE BURNABY FIRE DEPARTMENT'S PRIMARY RESPONSIBILITIES INCLUDE:

Ensuring the protection of property and the safety and well-being of the citizens of Burnaby.

Providing comprehensive fire, safety, and rescue services both on land and water.

Providing the citizens of Burnaby with a high level of first-response emergency medical care.

Fulfilling all legislative responsibilities governing the operation of the Fire Department as required under the authority given by the British Columbia Fire Services Act, the Burnaby Fire Services Bylaw, British Columbia Fire Code Regulations and other related Acts.

Providing public education and safety information in Fire Prevention and related matters.



FIRE CHIEF'S MESSAGE

THE FIRE DEPARTMENT CONTINUES TO PROVIDE HIGHLY TRAINED FIREFIGHTERS to ensure the safety and well being of Burnaby's citizens and visitors. Our firefighters take great pride in serving the community, and they are dedicated to delivering the highest level of emergency and non-emergency services at all times.

On June 30, former Fire Chief Bob Cook retired. He was an active member of the Burnaby Fire Department for over 36 years. I would like to thank him for his years of dedicated service to the City.

In 2011 there were a number of major natural disasters throughout the world. They highlighted the major roles fire departments play in emergency response and remediation during these events. With that in mind, we increased and expanded our Training in the areas of disaster response, structural collapse and Urban Search and Rescue.

We began the implementation process to install new software, designed to deliver real time information wirelessly from the department's dispatch center to fire vehicle data terminals. The program features GPS technology that identifies the closest vehicle for incident response. This is intended to produce more timely emergency response times. Critical incident information will now be delivered live and on demand, enhancing life safety and property protection outcomes. The end result will create a more efficient and effective delivery of emergency services to the community.

We introduced a new public education program on the proper use of fire extinguishers. A fire simulator, in conjunction with modified fire extinguishers, allows our Fire Prevention staff to deliver training and education on the proper use of fire extinguishers in a home or office setting. The program has been well received and has been instrumental in increasing public awareness as it relates to fire prevention and education.

Our Firefighters continue their long standing commitment to support the various charities in the community. Through the Burnaby Firefighter's Charitable Society, we volunteer to deliver life safety education, and to supply aid, comfort and support to the less fortunate. At last count, the Charitable Society delivered support and aid to over 40 charities in the community, with donations totalling close to \$140,000 annually.

On behalf of the Fire Department, I would like to thank the Mayor and Council, the Burnaby Firefighters Local 323 Executive members and the firefighters they represent, City Staff, and the Burnaby R.C.M.P., for their continuing cooperation, support and assistance during the past year.

S.C. (Shaun) Redmond
FIRE CHIEF



FIRE CHIEF WALK OUT CEREMONY

DISTRIBUTION OF PERSONNEL

TOTAL COMPLEMENT - 2011 DECEMBER 31 = 286

Administration Division

Fire Chief	1
Deputy Fire Chief (Administration)	1
Deputy Fire Chief (Operations)	1
Staff Officer	1
Administrative Assistant	1
Administration Clerk	3
Data Entry Clerk	1

Operational Division

Assistant Fire Chiefs	4
Fire Captains	38
Fire Lieutenants	33
Firefighters	188

Mechanical Division

Senior Mechanic	1
Mechanics	2

Training Division

Assistant Fire Chief-Administration	1
Assistant Chief Training Officer	1
Training Captain	1

Fire Prevention Division

Assistant Chief Fire Prevention Officer	1
Fire Prevention Captain	3
Fire Inspectors	4



2011 LONG SERVICE AWARDS

2011 PROMOTIONS

DEPUTY FIRE CHIEF

Ron Barker

ASSISTANT FIRE CHIEF

Ken Moore

FIRE CAPTAIN

Stewart Colbourne

John Davies

Mike Hurley

Dan Kennedy

Joe Robertson

John Titley

FIRE LIEUTENANT

Rob Causier

Kevin Grant

Shane Hinada

Craig Hunt

Miles Ritchie

Dean Stroup

Dan Walton

NEW FIREFIGHTERS

Derek Hardy

Tyler Liebel

Joel McCready

Ben Oleschuk

Luke Kavanagh

Dale Lupul

Noel Nacaulli

Chris Stroppa

2011 RETIREMENTS

Bob Cook Fire Chief

Mark Wilson Assistant Fire Chief

Tom Chapman Fire Captain


Dave Clements Fire Captain

Randy Delmonico Fire Captain

Ken Hill Fire Captain

Jim Robson Fire Captain

2011 RECRUITS



FIRE STATIONS AND APPARATUS DEPLOYMENT

No. 1 Fire Station – 4867 Sperling Ave.

Engine 1	2006 Spartan/Smeal CAFS
Engine 21 (Reserve)	1995 Saulsbury Spartan
Engine 22 (Reserve)	1995 Saulsbury Spartan
Engine 25 (Reserve)	1992 Saulsbury Spartan
Ladder 4 (Reserve)	1995 Spartan LTI 100' Aerial
Rescue 1	2008 Spartan/SVI
Rescue 2	2008 Spartan/SVI
Emergency 1	2003 Hub Ford 4 x 4
Emergency 2	1981 Anderson Chev 4 x 4
Command 1	1999 Freightliner
Car 30	2006 Ford Expedition
Car 31	2009 Toyota Highlander Hybrid
Car 32	2009 Toyota Highlander Hybrid
Car 33	2009 Ford Flex
Car 34	2006 Ford F350 P/U 4 x 4
Car 36	2002 Ford Cargo Van
Car 37	2006 GMC Yukon ¾ Ton
Car 38	1999 Chev 1 Ton Van
Car 39	2009 Ford Van
Car 40	1991 Chev Van

No. 2 Fire Station – 7578 Edmonds St.

Engine 2	2009 Spartan/Smeal
Ladder 2	2006 Spartan/Smeal 100' Platform
Hazmat 1	2003 ITB Ford Van
Hazmat Trailer	2003 Wells Cargo

No. 3 Fire Station – 6511 Marlborough Ave.

Engine 31	2009 Spartan/Smeal
Engine 32	2000 Spartan/Smeal
Ladder 3	1992 Superior Pierce 100' Platform Aerial

No. 4 Fire Station – 2326 Duthie Ave.

Engine 4	2006 Spartan/Smeal CAFS
----------	-------------------------

No. 5 Fire Station – 4211 Hastings St.

Engine 5	2010 Spartan/Smeal
Ladder 5	2000 Spartan LTI 100' Aerial
Car 41	2002 Ford E250 Cargo Van
Technical Rescue Trailer	2003 Wells Cargo

No. 6 Fire Station – 3620 Brighton Ave.

Engine 6	2010 Spartan/Smeal
Ladder 6	2006 Spartan/Smeal 100' Platform

No. 7 Fire Station – 3151 Gilmore Diversion

Engine 7	2008 Spartan/Smeal
Engine 24 (Reserve)	1992 Saulsbury Spartan

Petro Canada (Burnaby Highway)

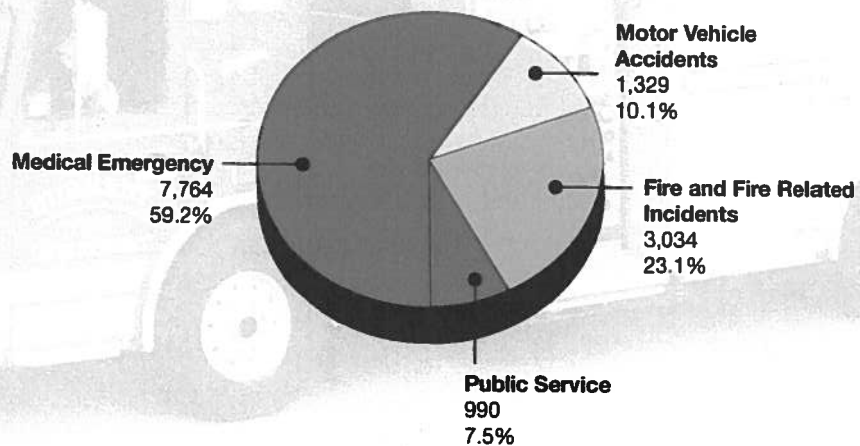
Fireboat 3 (Burnaby/Port Moody) Fast Response Fireboat
--





2011 TYPE OF INCIDENT RESPONSES

Building Fire	519
Vehicle Fire	79
Accidental Alarm	1,546
False Alarm	173
Other Fires (Rubbish, Bush, Grass, etc.)	717
Public Service	990
Motor Vehicle Incidents	1,329
Medical Emergencies	7,764
TOTAL	13,117



ALARM RESPONSE COMPARISON 2009-2011

	2009	2010	2011
FIRE	3,535	3,245	3,034
PUBLIC SERVICE	980	930	990
MEDICAL EMERGENCY	7,079	7,253	7,764
MOTOR VEHICLE INCIDENTS	1,425	1,429	1,329
TOTAL	13,019	12,857	13,117





2011 EXPENDITURES & REVENUES

EXPENDITURES

Administration Division	924,933
Operational Division	29,736,820
Mechanical Division	2,112,913
Training Division	608,856
Fire Prevention Division	1,067,029
Total	34,450,551

REVENUES

Location Filming	0
Donation / Sponsor	0
Request Building Inspection Service	(28,081)
Permits:	
Fire Protection Systems	(71,695)
Combustible Liquid Tanks	(8,043)
Fire Commissioner Reports Remuneration	(408)
Sundry Revenue	(54,402)
Mutual Aid Recovery	(19,803)
Total	(182,432)

2011 Net Expenditures	\$34,268,119
2011 Population	229,464
Per Capita Cost	\$149.34



2011 SHIFT STAFF TRAINING HOURS

SHIFT TRAINING HOURS

1.75 hrs x 365 days x 168 ff 107,310 pth

2011 SPECIALTY TRAINING HOURS

FIREBOAT

7 ff x 135 hrs 945 pth

TECHNICAL RESCUE

56 ff x 100 hrs 5,600 pth

HAZMAT

56 ff x 100 hrs 5,600 pth

7 Technicians x 55 hrs 385 pth

8 Recruits x 40 hrs 320 pth

TOTAL **6,305 pth**

FIREGROUND OPERATIONS

168 ff x 16 hrs 2,688 pth

DRIVER TRAINING

Auto Extrication 11 ff x 40 hrs 440 pth

60 Drivers x 180 hrs 10,800 pth

Recruits: 8 ff x 8 hrs 64 pth

TOTAL **11,878 pth**

INSTRUCTOR DEVELOPMENT HOURS

FDIC 6 days x 8 hrs x 2 ff 96 pth

BCTOFA 10 ff x 8 hrs 80 pth

Fire Officer II 16 ff x 112 hrs 1,792 pth


Ice rescue 2 ff x 16 hrs 32 pth

Hazmat tech 7 ff x 50 hrs 350 pth

Positive Pressure Attack 2 ff x 24 hrs 48 pth

TOTAL **2,398 pth**

TOTAL **136,550 pth**



2011 FIRE PREVENTION DIVISION SUMMARY OF ACTIVITIES

Fire Inspections

Assembly	86
Institutional	74
Residential	277
Business & Personal Services	836
Mercantile	326
Commercial & Industrial	186
Complaints/Fire Hazards	148
Sprinklers	319
Business Licence	1,060
Request Building Inspection/Survey	152
Building Progress	158
Final Occupancy Inspection	147
Reinspections	1,835
Fire Company Referrals	299
Lock Box	223
Assist Inspection	15
Fire Alarm Upgrades	21
Miscellaneous	623
Total	6,785

Plan Checking / Other:

New Building Plans	41
Preliminary Plan Approvals	249
Fire Truck Access	37
Fire Safety Plans	87
Building Consultation/Referrals	74
Sprinkler Plans	112
Tenant Improvement Plan	306
Upgrade Plans	26
Total	932

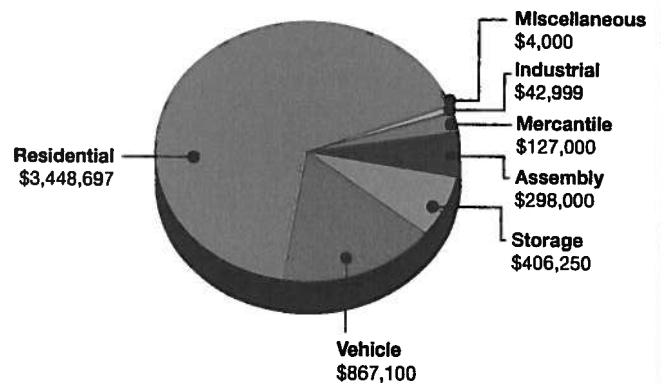
Orders Issued	1,870
---------------	-------



UNION FUNDRAISER

2011 FIRE LOSS BY CLASSIFICATION

CLASS	\$ LOSS
Miscellaneous	4,000.00
Industrial	42,999.00
Mercantile	127,000.00
Assembly	298,000.00
Storage Properties	406,250.00
Vehicle	867,100.00
Residential	3,448,697.00
TOTAL	\$5,194,046.00



BURNABY FIREFIGHTERS' CHARITABLE SOCIETY

The Burnaby Firefighters Charitable Society donated to 42 separate charities, societies and associations. To these charities, we wrote cheques ranging from \$100.00 to \$40,000.00. The yearly total was around \$140,000.00.

Over 280 members put in an average of 11.79 hours with 1200 hours coming in December alone. In 2011 we put in a total 3,312.99 volunteer hours.

We now deliver nutritional snacks to 12 schools and one community centre. This costs us an additional \$6,000 every 4 months and another 16 hours of volunteer time a month equalling an additional 160 hours a year.

The Charitable Society continues to play the largest role in our firefighters' off duty activities. Though few of our members live in Burnaby, they are all committed to helping make the City a better place for everyone.