

CITY OF BURNABY

HOUSING COMMITTEE

*HIS WORSHIP, THE MAYOR  
AND COUNCILLORS*

**RE: SELECTION OF COMMUNITY BENEFIT TO BE ACHIEVED THROUGH  
REZ #03-68 - LOUGHEED TOWN CENTRE**

**RECOMMENDATIONS:**

1. **THAT** Council approve allocation of the community benefit funds associated with REZ #03-68 to the development and equipping of a licensed group child care centre on the site of the proposed mixed-use development, and the further development of Cameron Park, as outlined in Sections 2.3 and 2.4 of this report.
2. **THAT** a copy of this report be forwarded to the Parks, Recreation and Culture Commission for its information.

REPORT

The Housing Committee, at its Open meeting held on 2004 May 18, received and adopted the *attached* report regarding the community benefit to be achieved through a density bonus for rezoning #03-68, proposed high-rise multiple-family residential towers and retail-commercial space at North Road and Cameron Street. The Committee supported allocation of the community benefit funds to the development of an on-site licenced group child care centre and development of youth related and outdoor components of Cameron Park.

Respectfully submitted,

Councillor C. Redman  
Chair

Councillor D. Johnston  
Vice Chair

Councillor C. Jordan  
Member

COPY - CITY MANAGER  
- DIRECTOR PLANNING & BUILDING  
- DIRECTOR PARKS, RECREATION & CULTURAL SERVICES  
- DIRECTOR FINANCE  
- DIRECTOR ENGINEERING  
- CITY SOLICITOR  
- OIC, RCMP  
- CHIEF LIBRARIAN

TO: CHAIR AND MEMBERS  
HOUSING COMMITTEE

2004 MAY 13

FROM: DIRECTOR PLANNING AND BUILDING

FILE: REZ #03-68  
xref: 12000 00

SUBJECT: SELECTION OF COMMUNITY BENEFIT TO BE ACHIEVED THROUGH  
REZ #03-68 - LOUGHEED TOWN CENTRE

PURPOSE: To recommend that the community benefit to be achieved through a proposed density bonus for REZ #03-68 be applied to the development of a licensed group child care centre and the further development of Cameron Park

---

**RECOMMENDATIONS:**

1. **THAT** the Committee recommend to Council that the community benefit funds associated with REZ #03-68 be allocated to the development and equipping of a licensed group child care centre on the site of the proposed mixed-use development, and the further development of Cameron Park, as outlined in Sections 2.3 and 2.4 of this report.
2. **THAT** Council forward a copy of this report to the Parks, Recreation and Culture Commission for its information.

**REPORT**

**1.0 BACKGROUND**

At its meeting of 2004 January 26, Council considered the initial report on REZ #03-68, a mixed-use multiple-family residential, retail-commercial development at the southwest corner of North Road and Cameron Street. The proposed development consists of three high-rise apartment buildings, street-front retail-commercial space on the first, second and third levels, and underground parking. The development site abuts Lougheed Mall Shopping Centre, and is situated in proximity to Cameron Recreation Centre, Cameron Branch Library, and Cameron Park, which are northwest across Cameron Street. (see location sketch, *attached* as **Sketch 1**). The Council report noted that the applicant, Ledingham McAllister Communities Limited, was interested in pursuing a density bonus for the site, and that an appropriate use for the resultant community benefit would be determined through the Housing Committee. Council authorized staff to work with the applicant towards preparation of a suitable plan of development for presentation to a Public Hearing.

At its meeting of 2004 April 5, Council adopted a Housing Committee recommendation to include a density bonus for the residential component of the proposed development. It is expected that the Rezoning will go to Public Hearing in late summer or early autumn 2004, with a final Council decision on the application to be made thereafter.

This report recommends two projects to be pursued as the community benefit associated with the density bonus.

## 2.0 COMMUNITY BENEFIT PROPOSAL FOR REZ #03-68

### 2.1 *Burnaby's Community Benefit Bonus Policy for Affordable Housing and Amenities in Town Centre Areas*

Burnaby's Community Benefit Bonus Policy for Affordable Housing and Amenities in Town Centre Areas was approved by Council in 1997. The Policy provides a framework through which developers can achieve extra development density in return for providing a community benefit which meets the social, cultural, recreational, or environmental needs of people living and working in Burnaby. "Community benefit" is defined as:

- a community amenity - something which enhances the desirability/livability of a property and/or the local community, or
- affordable or special needs housing - housing which is affordable to low or moderate income households or which has features which the private market generally does not or cannot provide.

More detail on the range of items which can be obtained through the Community Benefit Bonus Program can be found in **Appendix 1, attached**.

### 2.2 *Community Benefit Selection Process*

It is estimated that the density increase from 2.2 to 2.6 floor area ratio (FAR) associated with the proposed development would result in a community benefit valued at about \$2,000,000. The actual amount will be determined once final plans have been prepared.

Staff from the Planning Department, the Parks, Recreation and Cultural Services Department, and Burnaby Public Library have discussed the social, cultural, recreational, environmental, and housing needs in the Lougheed Town Centre area and a range of "community benefits" which could be pursued through the density bonus to respond to those needs. Staff have assessed the possible options against a number of criteria including:

- response to need;
- compatibility with neighbourhood and, if the benefit were developed on-site, with the host development;
- financial feasibility;

- ability to overcome any challenges with the project (e.g., requirements for licenses or additional funding); and
- existence of unique circumstances or factors which favour one potential community benefit over another (e.g., ability to attract matching funds from external sources, completion of a long-term City vision).

Based on the assessment, staff recommend that the funds to be achieved through a density bonus to REZ #03-68 be directed towards the development and equipping of a licensed group child care centre on the site of the proposed mixed use development, and the further development of Cameron Park.

### 2.3 *Development of Licensed Group Child Care Centre*

The proposed child care centre would consist of approximately 4,000 square feet located at ground level at the base of one of the residential towers. The centre would be fully furnished and equipped by the developer, and would meet all requirements for licensing under the Provincial Community Care Facilities Act, including the provision of adjacent outdoor play space. An appropriate number of underground parking stalls would be dedicated to the centre, and a surface-level pick-up and drop-off area for parents would be provided. The licensed group centre would serve 40 children, including infants, toddlers, and 3 to 5 year olds.<sup>1</sup> Ownership of the centre would be assumed by the City. As with arrangements in other City-owned child care centres<sup>2</sup>, it is assumed that the centre would be leased to a non-profit child care provider at an affordable rate. Mechanisms could be put in place to ensure that Burnaby residents have priority for use of the centre.

Lougheed Town Centre is one of the most under-served areas of Burnaby in terms of child care services. Census data from 2001 suggests that there were 775 children in the 0 - 6 year age group in the Lougheed Town Centre in 2001. However, at the present time, there are only 49 licensed child care spaces for 3 to 5 year olds, and 40 licensed pre-school spaces (which operate only four hours per day) in the area to serve those children. There are no licensed spaces in the Town Centre Area for infants and toddlers. Provision of child care is consistent with the City's Child Care

---

<sup>1</sup> The optimum number of spaces in a centre, as well as the break-down in age components, is determined by staffing ratios required for licensing.

<sup>2</sup> Burnaby currently owns three purpose-built child care centres - Hanna Court and Taylor Park Children's Centres in southeast Burnaby and Madison Children's Centre in northwest Burnaby - which were acquired through the rezoning process. The centres are leased to non-profit child care providers on a rent-free basis.

Policy and with recommendations in the Lougheed Town Centre Plan for facilities and services which strengthen and unify communities and families. Opportunities to facilitate the development of a purpose-built, modern child care centre at no cost to the City are rare; there are unlikely to be senior government grants of a sufficient magnitude for undertaking such capital projects.

As members of Council are aware, there has been a considerable erosion of Provincial support for child care programs and child care consumers over the past three years. Changes to Provincial legislation, funding and child care policies have meant that quality child care is less accessible to low- and middle-income families, that child care fees have had to increase, and that wages and benefits for child care providers have been reduced. In some areas, particularly those with a concentration of low and middle-income households, child care centres have had to close. While existing child care centres in Burnaby have seen a drop in enrollment among families requiring subsidies to access licensed child care, there remains a high demand for child care in Burnaby, and most centres continue to have long wait-lists. This is particularly true for the centres owned by the City, where there is very little movement among families until their children are ready to go on to full-time school.

The estimated cost to develop and equip the proposed child care centre is between \$1,100,000 and \$1,300,000. The actual cost will be determined once the community benefit has been approved and detailed plans can be prepared.

#### 2.4 *Further Development of Cameron Park*

Based on the estimated cost for the proposed child care centre, approximately \$700,000 to \$900,000 could be applied to the further development of Cameron Park. The eastern edge of the park is located approximately 250 meters from the site of the proposed mixed residential-commercial development.


The Cameron Park Masterplan was completed in 1996 following a community consultation process. (See the park Masterplan, *attached* as **Sketch 2**). The park, designated a district level facility to serve the northeast sector, currently houses the Cameron Recreation Centre and Library. The planned outdoor components of the park, which include public open space, trails, seating areas, landscaping, a playground, and tennis courts, have yet to be developed. Since adoption of the conceptual Masterplan in 1996, a priority need for additional facilities for youth in the area has been identified. Therefore, before any development work on the park commences, it is intended that the Masterplan will be reviewed and updated to include a youth component (e.g., basketball, ball hockey, and skateboard facilities as well as a permanent youth centre). The total cost for full development of the park, including the proposed facilities for youth, is estimated at \$2,000,000. Although only

\$140,000 has been earmarked for development of the park in the City's 5 year Capital Plan, it is considered a priority given population increase in the area and future development anticipated along the Lougheed corridor. Once the actual value of the community benefit has been confirmed, and the actual cost of the child care centre has been determined, the remaining community benefit funds will be used to begin implementation of the updated park plan, with priority given to some of the outdoor and youth-related elements.

### 3.0 SUMMARY AND CONCLUSIONS

A rezoning application proposing high-rise multiple-family residential towers and retail-commercial space at North Road and Cameron Street (REZ #03-68) is expected to go to Public Hearing in late summer or early autumn 2004. The applicant is pursuing a density bonus which would provide a community benefit worth approximately \$2,000,000. The actual amount will be determined once final plans have been prepared. Staff have reviewed needs in the Lougheed Town Centre Area, and assessed a range of possible community benefits which could respond to those needs. Based on that assessment, staff recommend that the community benefit funds be applied to the development and equipping of a licensed group child care centre on the site of the proposed mix-use development. The estimated cost of the centre is \$1,100,00 to \$1,300,000; actual costs will be determined once the community benefit has been approved and detailed plans have been prepared. Staff further recommend that remaining funds (estimated at \$700,000 to \$900,000) be applied to the development of Cameron Park. Full development of the park is estimated to cost approximately \$2,000,000, of which \$140,000 has been budgeted in the City's 5 year Capital Plan. The community benefit funds would facilitate the development of some of the youth-related and outdoor components of the park.

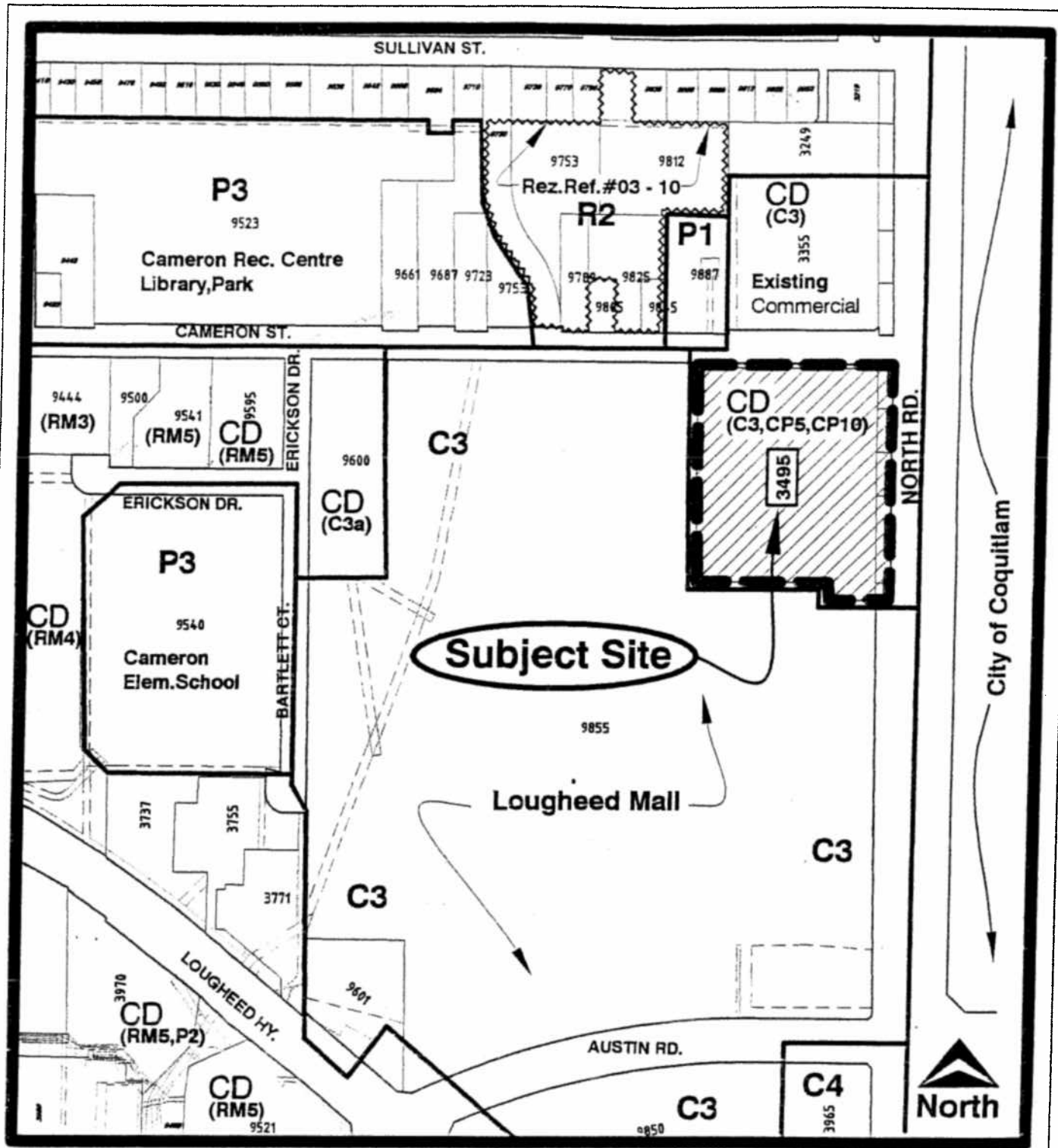
It should be noted that the availability of the community benefit funds would be dependent on the developer meeting all the pre-requisites of the rezoning. As such, the anticipated date at which utilization of the funds could begin will be more definitively known further along in the rezoning process.



J.S. Belhouse, Director  
PLANNING AND BUILDING

JS/sa  
Attachments

cc: City Manager  
Director Engineering  
Director Finance  
Director Parks, Recreation & Cultural Services  
City Solicitor  
OIC - RCMP  
Chief Librarian, Burnaby Public Library



**Planning and Building Department**

Scale: 1 : 4000

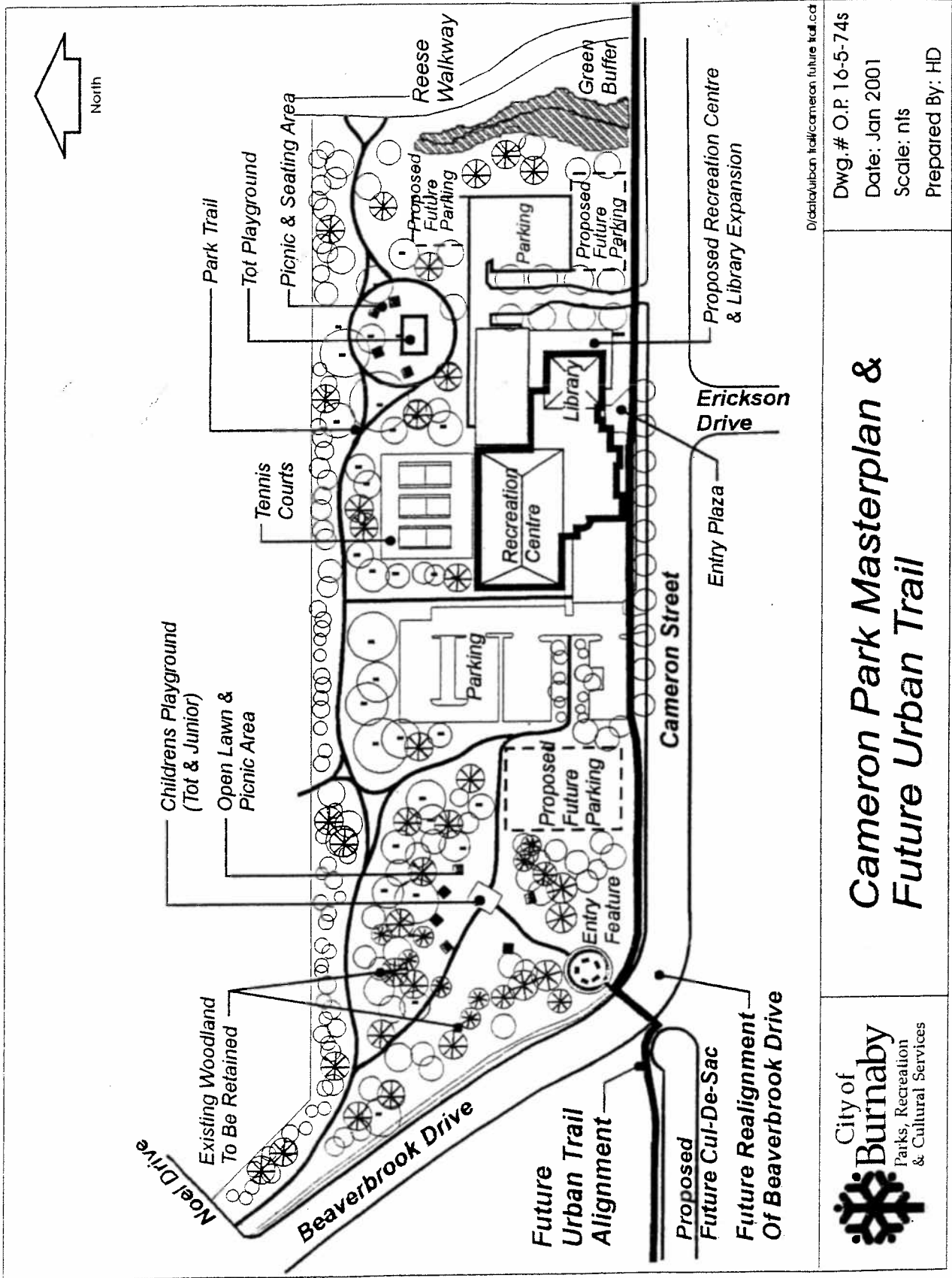
Drawn By: J.P.C.

Date: January 2004

**REZONING REFERENCE 03 -- 68**  
**3495 North Rd.**


Sketch # 1

Sketch 2



D:\data\urban trail\cameron future trail.ctb  
 Dwg.# O.P. 16-5-74s  
 Date: Jan 2001  
 Scale: nts  
 Prepared By: HD

# Cameron Park Masterplan & Future Urban Trail





**COMMUNITY BENEFIT BONUS POLICY FOR  
AFFORDABLE HOUSING AND AMENITIES IN TOWN CENTRE AREAS**

Adopted by Council in 1997 March

**Purpose of Policy**

The community benefit bonus policy creates a framework through which developers can achieve extra development density in return for providing a community benefit which meets the social, cultural, recreational, or environmental needs of people living and working in Burnaby.

**Definition of Community Benefit**

“Community Benefit” is defined as follows:

1. A **community amenity** is something which enhances the desirability/livability of a property and/or the local community, and can include:
  - (a) a major public open space or plaza
  - (b) public facilities, including a library, community or recreation centre, arts facility, youth centre
  - (c) space for community or non-profit groups which serve the community
  - (d) public art
  - (e) extraordinary public realm improvements including landscaping treatment and special street furniture
  - (f) improvements to parkland and other public facilities
  - (g) extraordinary environmental enhancements
  - (h) child care facilities.
  
2. **affordable or special needs housing** is housing which is affordable to low or moderate income households or which has features that the private market generally does not or cannot provide, and can include:
  - (a) units developed under senior government non-profit housing programs
  - (b) price controlled limited-equity market units
  - (c) units controlled or managed or owned by non-profit housing groups providing affordable housing
  - (d) guaranteed rental units
  - (e) housing for people with special needs such as those with physical or mental disabilities, or victims of violence.

## Underlying Principles

1. the exchange of extra development density for a community benefit must balance the need to provide both developers and the community with a benefit, while producing developments which reflect good community planning principles with respect to density and building form.
2. the mutual agreement of the City and the developer to the proposed level of density and the community benefit to be provided is crucial.
3. a community benefit obtained through the exchange of extra development density should be located in the relevant town centre area and, ideally, on the site which is benefitting from the increased density.
4. extra development density should not be granted to obtain housing or amenities that otherwise would or should have been provided by the private market through re-zoning or other normal channels.<sup>1</sup>
5. the policy is to be applied in an equitable and consistent manner, whereby the dollar values of the proposed community benefit and related expenses represent a similar portion of overall project values among developments and/or are consistent with the value of the extra development density accorded the development.
6. the identification of a community benefit for a particular development is to involve collaboration among sections of the Planning Department (housing, social planning, environmental planning, current planning) and other relevant City departments such as Parks, Recreation & Cultural Services, Burnaby Public Library, and the Burnaby RCMP.

## Application

The maximum floor area ratio that may be developed in RM1, RM2, RM3, RM4, and RM5 Zoning Districts may be increased on lots that meet the following conditions:

1. the lot must be located in a town centre area and be approved for extra development density in the community plans for Brentwood Town Centre, Lougheed Town Centre, Edmonds Town Centre, or Metrotown.
2. the lot must be re-zoned to Comprehensive Development District
3. the comprehensive development plan for a lot must include the conservation or provision of amenities or the provision of affordable/special needs housing equivalent in value to the increase in the value of the lot attributable to the increase in floor area ratio.

---

<sup>1</sup> A community benefit is not: 1) an item that is part of normal city infrastructure (e.g., sanitary or storm sewers, roads or right of way for road widening) 2) an item normally obtained through the development process e.g., sidewalks, environmental protection

2004 / 2005 FACILITY USE FEE SCHEDULETABLE OF CONTENTS

	<u>PAGE</u>
<b><u>Fees effective September 2004 - August 2005</u></b>	
I. Private Rentals and Allotments - Activities .....	1
II. Preferred Rentals and Allotments - Activities .....	2 - 4
III. Private Rentals and Allotments - Socials .....	5 - 6
IV. Preferred Rentals and Allotments - Socials .....	7 - 9
V. Shadbolt Centre for the Arts / Ceperley House .....	10 - 12
VI. Sports Field Allotments .....	13 - 16
VII. Picnic Allotment Fee .....	17
VIII. Commercial Filming Fee .....	17
IX. Swangard Stadium .....	18 - 19
X. Special Event Parking .....	19
XI. Special Events and Festivals .....	20 - 21
XII. Racquet Court Rentals .....	22 - 23
XIII. Weight Rooms .....	24 - 26
XIV. Lifestyle Passes .....	27 - 28
XV. Aquatics .....	29 - 34
XVI. Arenas .....	35 - 41
XVII. Rowing Pavilion .....	41
<b><u>Fees effective 2005 January 01 - December 31</u></b>	
XVIII. Burnaby Village Museum .....	42 - 45
XIX. Service Credit Program .....	46
XX. Food Services .....	46
XXI. Complimentary Passes .....	47
XXII. Fee Waivers .....	47
XXIII. Courtesy Passes & Promotions .....	47

2004 May 07

ps

p:\...ps\fees\2005\indexpag.wpd

**PROPOSED 2005 FACILITY USE FEE SCHEDULE**

SERVICES	2004 FEE		2004 MARKET RANGE OF FEE	PROPOSED 2005 FEE	
	Base fee	Incl. GST		Base fee	Incl. GST
<p><b>I. PRIVATE RENTALS AND ALLOTMENTS - ACTIVITIES</b></p> <p>Exclusive use of designated areas by private group/individuals of Parks and Recreation buildings</p> <p><b>a) Personal Use - Meetings - Activity Rentals</b>  Eileen Dailly, Cameron, Eastburn, Bill Copeland Sports Ctr., Kensington Arena Edmonds, Willingdon, Confederation, Bonsor Recreation Complex, Burnaby Lake West Sports Complex, Wesburn, Charles Rummel and Alan Emmott Centre</p> <ul style="list-style-type: none"> <li>- Up to 60 people</li> <li>- Over 60 people</li> <li>- Over 100 people</li> </ul> <p><b>b) Personal Use - Gymnasium Rental</b>  Private rental for sports activities only, including standards and exclusive use of the gymnasium(s) (2 hour minimum)</p> <p><b>Cameron Recreation Centre</b>  <b>Bonsor Recreation Complex</b></p> <ul style="list-style-type: none"> <li>- Full gym</li> <li>- 1/2 gym</li> <li>- 1/4 gym</li> </ul> <p><b>Eastburn Community Centre</b></p> <ul style="list-style-type: none"> <li>- Gym</li> </ul>	<p>\$32.15 /hr.</p> <p>\$63.76 /hr.</p> <p>\$121.40 /hr.</p> <p>\$34.40 /hr.</p> <p>\$68.22 /hr.</p> <p>\$129.90 /hr.</p> <p>\$121.96 /hr.</p> <p>\$73.19 /hr.</p> <p>\$36.58 /hr.</p> <p>\$36.58 /hr.</p>	<p>\$35.09 /hr.</p> <p>\$69.59 /hr.</p> <p>\$129.90 /hr.</p> <p>\$130.50 /hr.</p> <p>\$78.31 /hr.</p> <p>\$39.14 /hr.</p> <p>\$124.40 /hr.</p> <p>\$74.65 /hr.</p> <p>\$37.31 /hr.</p> <p>\$39.14 /hr.</p>	<p>\$10.50 - \$ 52.50/hr.</p> <p>\$18.00 - \$ 76.25/hr.</p> <p>\$24.75 - \$129.90/hr.</p> <p>\$40.35 - \$175.00/hr.</p> <p>\$23.20 - \$ 83.50/hr.</p> <p>\$20.06 - \$ 60.00/hr.</p> <p>\$20.06 - \$ 60.00/hr.</p>	<p>\$32.79 /hr.</p> <p>\$65.04 /hr.</p> <p>\$121.40 /hr.</p> <p>\$124.40 /hr.</p> <p>\$74.65 /hr.</p> <p>\$37.31 /hr.</p> <p>\$37.31 /hr.</p>	<p>\$35.09 /hr.</p> <p>\$69.59 /hr.</p> <p>\$129.90 /hr.</p> <p>\$133.11 /hr.</p> <p>\$79.88 /hr.</p> <p>\$39.92 /hr.</p> <p>\$39.92 /hr.</p>

**PROPOSED 2005 FACILITY USE FEE SCHEDULE**

SERVICES	2004 FEE		2004 MARKET RANGE OF FEE	PROPOSED 2005 FEE	
	Base fee	Incl. GST		Base fee	Incl. GST
<p><b>II. PREFERRED RENTALS AND ALLOTMENTS - ACTIVITIES</b></p> <p>Recreation, sport or art club/organization or registered non-profit society use of designated areas within Parks and Recreation buildings</p> <p><b>a) Meeting Rate</b></p> <p>Executive (less than 10 persons) and ad hoc (advance notice 3 days max.) community group meetings to review group's business. Not activities. Once/month, max. 4 hrs.</p> <p>Cameron Recreation Centre, Willingdon Centre, Bonsor Recreation Complex, Eastburn Centre, Burnaby Lake Arena, Kensington Arena, Wesburn, Charles Rummel, Burnaby Lake Pavilion, Burnaby Lake West Sports Complex, Bill Copeland Sports Centre, Alan Emmott Centre</p> <p>- Meetings to take place in designated rooms at above facilities</p> <p><b>b) Preferred Group Activity Rentals</b></p> <p>All rentals for any sport, art or recreation club or registered non-profit society for regular, intermittent activities and special event activities, i.e. tournaments, meets, displays, exhibitions. All rentals for any political group based in Burnaby.</p>	No charge		No charge		

**PROPOSED 2005 FACILITY USE FEE SCHEDULE**

SERVICES	2004 FEE		2004 MARKET RANGE OF FEE	PROPOSED 2005 FEE	
	Base fee	Incl. GST		Base fee	Incl. GST
<p>i) <u>Parks and Recreation Facilities</u></p> <p><u>Activity Rooms - Youth</u></p> <p>Regular activities exclusively for youth. Groups with exclusive youth membership.</p> <p><u>Activity Rooms - Other</u></p> <p>- Bonsor Multi-Purpose Rooms, South Burnaby Metro Club Room, Art Room, Childminding, Conference Room, Banquet Room</p> <p>- Charles Rummel, Wesburn Main Hall, Activity Rooms</p> <p>- Willingdon, Edmonds, Cameron, Eastburn, Eileen Dailly, Confederation Kensington, Bill Copeland Sports Centre Multi-Purpose / Meeting, Activity Rooms</p> <p>- Burnaby Lake Pavilion</p> <p>- Burnaby Lake West Sports Complex</p> <p>- C.G. Brown Multi-Use Room</p> <p>- Alan Emmott Centre</p> <p><u>Adult/Mixed Membership</u></p> <p>- Up to 30 people</p> <p>- Up to 60 people</p> <p>- Up to 100 people</p> <p>- Over 100 people</p>	<p>No charge</p> <p>No charge</p> <p>\$8.98 /hr.</p> <p>\$14.85 /hr.</p> <p>\$28.05 /hr.</p> <p>\$42.68 /hr.</p> <p>\$9.61 /hr.</p> <p>\$15.89 /hr.</p> <p>\$30.01 /hr.</p> <p>\$45.67 /hr.</p>	<p>\$0.00 - \$ 36.00</p>	<p>No charge</p> <p>No charge</p> <p>\$9.16 /hr.</p> <p>\$15.15 /hr.</p> <p>\$28.61 /hr.</p> <p>\$43.53 /hr.</p> <p>\$9.80 /hr.</p> <p>\$16.21 /hr.</p> <p>\$30.61 /hr.</p> <p>\$46.58 /hr.</p>		

**PROPOSED 2005 FACILITY USE FEE SCHEDULE**

SERVICES	2004 FEE		2004 MARKET RANGE OF FEE	PROPOSED 2005 FEE	
	Base fee	Incl. GST		Base fee	Incl. GST
<b>i) Parks and Recreation Facilities (Cont'd)</b>  <b>Gymnasiums</b> Regular group activities  - Bonsor Gym I, II, III, Dance/Fitness Studio - Cameron Sports Hall (1/4) - Eastburn Gym  Exclusive youth membership  Adult/mixed ages membership - Up to 60 people - Over 60 people	No charge		\$0.00 - \$25.00/hr.	No charge	
<b>ii) School Gymnasiums</b> Regular group activities  a) Exclusive youth group - Elementary school gym  b) Adult/mixed ages membership - Elementary school - Secondary school - *Gym I - *Gym II - *Gym III  * The rate charged depends on the quality and size of facility and equipment available	\$18.25 /hr. \$36.48 /hr.  No charge  \$15.00 /hr. \$18.76 /hr. \$22.53 /hr. \$29.94 /hr.	\$19.53 /hr. \$39.03 /hr.  \$16.05 /hr. \$20.07 /hr. \$24.11 /hr. \$32.04 /hr.	\$20.20 - \$73.54/hr. \$20.20 - \$73.54/hr.  \$0.00 - \$25.00/hr.  \$11.60 - \$54.00/hr. \$11.60 - \$54.00/hr. \$11.60 - \$54.00/hr. \$11.60 - \$54.00/hr.	\$18.62 /hr. \$37.21 /hr.  No charge  \$15.30 /hr. \$19.14 /hr. \$22.98 /hr. \$30.54 /hr.	\$19.92 /hr. \$39.81 /hr.  \$16.37 /hr. \$20.48 /hr. \$24.59 /hr. \$32.68 /hr.

**PROPOSED 2005 FACILITY USE FEE SCHEDULE**

SERVICES	2004 FEE		2004 MARKET RANGE OF FEE	PROPOSED 2005 FEE	
	Base fee	Incl. GST		Base fee	Incl. GST
<b>III. PRIVATE RENTALS AND ALLOTMENTS - SOCIALS</b> Exclusive use by private group/individuals of Parks and Recreation buildings.					
<b>a) Personal Use / Socials</b> Weddings, dances, banquets. - 8 hour rental, including preparation time, custodial, tables, chairs and exclusive use of the room(s) for social function	\$494.51	\$529.13	\$268.00 - \$593.66	\$504.40	\$539.71
<b>Bonsor &amp; Eastburn Multi-Purpose Room, Edmonds Main Hall</b> - Basic - Additional hourly rate - prime time - non-prime time	\$70.96 /hr. \$62.08 /hr.	\$75.93 /hr. \$66.43 /hr.	\$ 24.00 - \$ 79.62 \$ 24.00 - \$ 79.62	\$72.38 /hr. \$63.32 /hr.	\$77.45 /hr. \$67.75 /hr.
<b>Confederation Main Hall</b> - Basic - Basic + Lounge - Basic + Lounge + Program Room - Additional hourly rate - prime time - non-prime time - Activity Room (Small) - Kitchen	\$731.78 \$742.87 \$820.48 \$96.46 /hr. \$67.63 /hr. \$20.71 /hr. \$20.71 /hr.	\$783.00 \$794.87 \$877.91 \$103.21 /hr. \$72.36 /hr. \$22.16 /hr. \$22.16 /hr.	\$268.00 - \$876.00 \$268.00 - \$876.00 \$268.00 - \$876.00 \$ 41.25 - \$ 96.46 \$ 41.25 - \$ 92.25 \$ 17.47 - \$ 25.00 \$ 17.47 - \$ 25.00	\$746.42 \$757.73 \$836.89 \$98.39 /hr. \$68.98 /hr. \$21.12 /hr. \$21.12 /hr.	\$798.67 \$810.77 \$895.47 \$105.28 /hr. \$73.81 /hr. \$22.60 /hr. \$22.60 /hr.



**PROPOSED 2005 FACILITY USE FEE SCHEDULE**

SERVICES	2004 FEE		2004 MARKET RANGE OF FEE	PROPOSED 2005 FEE	
	Base fee	Incl. GST		Base fee	Incl. GST
a) <u>Personal Use / Socials (Cont'd)</u>					
<u>Willingdon Main Hall, Cameron &amp; Edmonds Multi-Purpose Room</u>					
- Basic	\$461.25	\$493.54	\$171.00 - \$461.25	\$470.48	\$503.41
- Additional hourly rate					
- prime time	\$66.52 /hr.	\$71.18 /hr.	\$ 41.25 - \$ 92.25	\$67.85 /hr.	\$72.60 /hr.
- non-prime time	\$60.42 /hr.	\$64.65 /hr.	\$ 41.25 - \$ 92.25	\$61.63 /hr.	\$65.94 /hr.
<u>Burnaby Lake Pavilion</u>					
- Basic	\$792.77	\$848.26	\$268.00 - \$876.00	\$808.63	\$865.23
- Additional hourly rate					
- prime time	\$104.22 /hr.	\$111.52 /hr.	\$ 41.25 - \$104.22	\$106.30 /hr.	\$113.74 /hr.
- non-prime time	\$73.16 /hr.	\$78.28 /hr.	\$ 41.25 - \$ 92.25	\$74.62 /hr.	\$79.84 /hr.
<u>Bonsor Banquet Room</u>					
- Basic - under 200 people	\$733.89	\$785.26	\$268.00 - \$876.00	\$733.89	\$785.26
- Basic - over 200 people	\$923.96	\$988.64	\$268.00 - \$923.96	\$923.96	\$988.64
- Additional hourly rate					
- prime time	\$130.94 /hr.	\$140.11 /hr.	\$ 41.25 - \$130.94	\$130.94 /hr.	\$140.11 /hr.
- non-prime time	\$91.87 /hr.	\$98.30 /hr.	\$ 41.25 - \$ 92.25	\$91.87 /hr.	\$98.30 /hr.
<u>Alan Emmott Centre</u>					
- Basic	\$554.82	\$593.66	\$268.00 - \$876.00	\$565.92	\$605.53
- Additional hourly rate					
- prime time	\$79.62 /hr.	\$85.19 /hr.	\$ 41.25 - \$ 92.25	\$81.21 /hr.	\$86.89 /hr.
- non-prime time	\$69.66 /hr.	\$74.54 /hr.	\$ 41.25 - \$ 92.25	\$71.05 /hr.	\$76.02 /hr.

**PROPOSED 2005 FACILITY USE FEE SCHEDULE**

SERVICES	2004 FEE		2004 MARKET RANGE OF FEE	PROPOSED 2005 FEE	
	Base fee	Incl. GST		Base fee	Incl. GST
<b>IV. <u>PREFERRED RENTALS AND ALLOTMENTS - SOCIALS</u></b> Recreation, sport or art club/organization or registered non-profit society use of Parks and Recreation building  <b>a) <u>Preferred Group Socials</u></b> Parties, dances, banquets. - 8 hour rental, including preparation time, custodial, tables, chairs and exclusive use of room(s) for social function. (Rates are approx. 70% of private rental rates)					
<b>Bonsor &amp; Eastburn Multi-Purpose Room, Edmonds Main Hall</b> - Basic - Additional hourly rate - prime time - non-prime time	\$343.71 \$49.34 /hr. \$42.98 /hr.	\$367.77 \$52.79 /hr. \$45.99 /hr.	\$216.00 - \$577.16 \$ 18.00 - \$ 92.25 \$ 18.00 - \$ 92.25	\$353.00 \$50.67 /hr. \$44.32 /hr.	\$377.71 \$54.22 /hr. \$47.42 /hr.
<b><u>Confederation Main Hall</u></b> - Basic - Additional hourly rate - prime time - non-prime time	\$505.59 \$67.63 /hr. \$42.41 /hr.	\$540.98 \$72.36 /hr. \$45.38 /hr.	\$216.00 - \$577.16 \$ 40.00 - \$ 92.25 \$ 40.00 - \$ 92.25	\$522.27 \$68.87 /hr. \$48.29 /hr.	\$558.83 \$73.69 /hr. \$51.67 /hr.
<b>Willington Main Hall, Cameron &amp; Edmonds Multi-Purpose Room, Wesburn &amp; Charles Rummel Main Hall</b> - Basic - Additional hourly rate - prime time - non-prime time	\$322.65 \$46.30 /hr. \$42.41 /hr.	\$345.24 \$49.54 /hr. \$45.38 /hr.	\$216.00 - \$577.16 \$ 18.00 - \$ 92.25 \$ 18.00 - \$ 92.25	\$329.34 \$47.50 /hr. \$43.14 /hr.	\$352.39 \$50.83 /hr. \$46.16 /hr.

**PROPOSED 2005 FACILITY USE FEE SCHEDULE**

SERVICES	2004 FEE		2004 MARKET RANGE OF FEE	PROPOSED 2005 FEE	
	Base fee	Incl. GST		Base fee	Incl. GST
<b>a) Preferred Group Socials (Cont'd)</b>					
<b><u>Burnaby Lake Pavilion</u></b>					
- Basic	\$545.51	\$583.70	\$384.00 - \$822.23	\$565.70	\$605.30
- Additional hourly rate					
- prime time	\$73.19 /hr.	\$78.31 /hr.	\$ 40.00 - \$ 92.25	\$74.41 /hr.	\$79.62 /hr.
- non-prime time	\$51.29 /hr.	\$54.88 /hr.	\$ 40.00 - \$ 92.25	\$52.23 /hr.	\$55.89 /hr.
<b><u>Bonsor Banquet Room</u></b>					
- Basic	\$647.30	\$692.61	\$384.00 - \$822.23	\$659.72	\$705.90
- Additional hourly rate					
- prime time	\$91.87 /hr.	\$98.30 /hr.	\$ 40.00 - \$ 92.25	\$91.66 /hr.	\$98.08 /hr.
- non-prime time	\$61.24 /hr.	\$65.53 /hr.	\$ 40.00 - \$ 92.25	\$64.31 /hr.	\$68.81 /hr.
<b><u>Alan Emmott Centre</u></b>					
- Basic	\$385.63	\$412.62	\$384.00 - \$822.23	\$396.04	\$423.76
- Additional hourly rate					
- prime time	\$55.36 /hr.	\$59.24 /hr.	\$ 40.00 - \$ 92.25	\$56.85 /hr.	\$60.83 /hr.
- non-prime time	\$48.22 /hr.	\$51.60 /hr.	\$ 40.00 - \$ 92.25	\$49.74 /hr.	\$53.22 /hr.
<b>b) Fund Raising Social</b>					
Limit of 1 rental per group per year.					
- 8 hour activity/social for the purpose of raising funds to support the community group's activities.					
(Rates are approx. 55% of private rental rates)					
<b>Bonsor &amp; Eastburn Multi-Purpose Room, Edmonds Main Hall</b>					
- Basic	\$273.87	\$293.04	No comparison	\$277.43	\$296.85
- Additional hours	\$49.90 /hr.	\$53.39 /hr.	No comparison	\$39.81 /hr.	\$42.60 /hr.

**PROPOSED 2005 FACILITY USE FEE SCHEDULE**

SERVICES	2004 FEE		2004 MARKET RANGE OF FEE	PROPOSED 2005 FEE	
	Base fee	Incl. GST		Base fee	Incl. GST
b) <u>Fund Raising Social (Cont'd)</u>					
<u>Confederation Main Hall</u>					
- Basic	\$396.94	\$424.73	No comparison	\$410.43	\$439.16
- Additional hours	\$67.63 /hr.	\$72.36 /hr.	No comparison	\$54.11 /hr.	\$57.90 /hr.
<u>Willingdon Main Hall,</u>					
<u>Cameron &amp; Edmonds Multi-Purpose Room,</u>					
<u>Wesburn &amp; Charles Rummel Main Hall</u>					
- Basic	\$257.23	\$275.24	No comparison	\$258.51	\$276.61
- Additional hours	\$46.57 /hr.	\$49.83 /hr.	No comparison	\$37.32 /hr.	\$39.93 /hr.
<u>Burnaby Lake Pavilion</u>					
- Basic	\$437.96	\$468.62	No comparison	\$444.97	\$476.12
- Additional hours	\$73.19 /hr.	\$78.31 /hr.	No comparison	\$58.47 /hr.	\$62.56 /hr.
<u>Bonsor Banquet Room</u>					
- Basic	\$543.29	\$581.32	No comparison	\$507.98	\$543.54
- Additional hours	\$75.94 /hr.	\$81.26 /hr.	No comparison	\$72.02 /hr.	\$77.06 /hr.
<u>Alan Emmott Centre</u>					
- Basic	\$305.14	\$326.50	No comparison	\$311.26	\$333.05
- Additional hours	\$43.79 /hr.	\$46.86 /hr.	No comparison	\$44.67 /hr.	\$47.80 /hr.

**PROPOSED 2005 FACILITY USE FEE SCHEDULE**

SERVICES	2004 FEE		2004 MARKET RANGE OF FEE	PROPOSED 2005 FEE	
	Base fee	Incl. GST		Base fee	Incl. GST
<b>V. SHADBOLT CENTRE FOR THE ARTS / CEPERLEY HOUSE</b>					
<b>a) Private Rentals</b> Exclusive use by private groups/individuals.					
<u>Schedule "A"</u> Weddings, dances, parties, banquets, socials, filming.	\$0.0462 / sq.ft./hr	\$0.0494 / sq.ft./hr	\$0.0150 - \$0.0650/sq.ft./hr.	\$0.0471 / sq.ft./hr	\$0.0504 / sq.ft./hr
<u>Schedule "B"</u> Meetings, conferences, trade shows, rehearsals.	\$0.0230 / sq.ft./hr	\$0.0246 / sq.ft./hr	\$0.0150 - \$0.0650/sq.ft./hr.	\$0.0235 / sq.ft./hr	\$0.0251 / sq.ft./hr
<u>Schedule "C"</u> Public performances, recitals					
- Indoor Theatres	\$2.00/seat	\$2.14/seat	\$1.20 - \$3.02 / seat	\$2.00/seat	\$2.14/seat
- Outdoor Concert Bowl	\$4,500 + 15% of gross ticket sales to a maximum of \$10,000 (\$1.00/seat)	\$4,500 + 15% of gross ticket sales to a maximum of \$10,000 (\$1.00/seat)	No comparison	\$4,500 + 15% of gross ticket sales to a maximum of \$10,000 (\$1.00/seat)	\$4,500 + 15% of gross ticket sales to a maximum of \$10,000 (\$1.00/seat)
<u>Schedule "D"</u> Studio public performances, recitals. Min. 4 hour rental	\$0.0162 / sq.ft./hr	\$0.0173 / sq.ft./hr	\$0.0090-\$0.0300/sq.ft./hr.	\$0.0165 / sq.ft./hr	\$0.0177 / sq.ft./hr

**PROPOSED 2005 FACILITY USE FEE SCHEDULE**

SERVICES	2004 FEE		2004 MARKET RANGE OF FEE	PROPOSED 2005 FEE	
	Base fee	Incl. GST		Base fee	Incl. GST
<b>b) Private Rentals</b> Rates for groups/individuals booking for extended duration of time. - Outdoor Verandas/Balconies (Ceperley House) - 10 hour block booking (Sched. "A", "B" only) - 24 hour block booking (Sched. "A", "B" only) - Weekly rental (Sunday - Saturday) (Schedule "C" only / Theatres ONLY) - Non-Prime Space Rentals (Studios 105, 106, 211 - Shadbolt Centre) (Studios B, C, D, F, G, H - Mathers House)	50% of regular rates		No comparison	50% of regular rates	
	80% of regular rates		No comparison	80% of regular rates	
	50% of regular rates		No comparison	50% of regular rates	
	75% of regular rates		No comparison	75% of regular rates	
	90% of regular rates		No comparison	90% of regular rates	
	65% of private rental rate		0% - 50% of regular rates	65% of private rental rate	
<b>c) Preferred Rentals</b> Use of facilities by registered non-profit society or City Department. Registered non-profit society rate (Does not apply to Schedule "A") City Council Parks, Recreation & Culture Commission Parks, Recreation & Cultural Svcs. Dept. All other City Departments Retirement parties for City employees	No charge		No comparison	No charge	
	25% of private rental rate		No comparison	25% of private rental rate	

**PROPOSED 2005 FACILITY USE FEE SCHEDULE**

SERVICES	2004 FEE		2004 MARKET RANGE OF FEE	PROPOSED 2005 FEE	
	Base fee	Incl. GST		Base fee	Incl. GST
<p>d) <u>Daytime (Studio) Rehearsals with Theatre Rental</u></p> <ul style="list-style-type: none"> <li>- Daily (max. 8 hrs.)</li> <li>- Hourly (min. 2 hrs.)</li> <li>- Rehearsal Drop-In (Music Studios)</li> </ul>	<p>\$50.00 /day \$10.00 /hr. \$5.00 /hr.</p>	<p>\$53.50 /day \$10.70 /hr. \$5.35 /hr.</p>	<p>\$50.00 - \$150.00 / day No comparison \$ 5.00 - \$ 10.00 / hr.</p>	<p>\$50.00 /day \$10.00 /hr. \$5.00 /hr.</p>	<p>\$53.50 /day \$10.70 /hr. \$5.35 /hr.</p>
<p>e) <u>Ancillary Revenues</u> (i.e. sale of merchandise, food, beverage by rental group or organization)</p> <ul style="list-style-type: none"> <li>- Regular use</li> <li>- Regular use (non-profit society)</li> <li>- Registered non-profit society fundraisers</li> </ul>	<p>15% of gross 10% of gross No charge</p>		<p>0%-30% of gross 0%-30% of gross 0%-30% of gross</p>	<p>15% of gross 10% of gross No charge</p>	

**PROPOSED 2005 FACILITY USE FEE SCHEDULE**

SERVICES	2004 FEE		2004 MARKET RANGE OF FEE	PROPOSED 2005 FEE	
	Base fee	Incl. GST		Base fee	Incl. GST
<b>VI. SPORT FIELD ALLOTMENTS</b> Soccer, softball, baseball, cricket, fieldhockey, rugby, touch football, field lacrosse  <b>a) Private Allotments</b> - Private group(s) / individuals - Non-Burnaby based non-profit organizations  - "A" - Grass Field - Per Hour - Tournament (8 hours)  - "B" - Grass Field - Per Hour - Tournament (8 hours)  - "C" - All-weather fields with lights - Per Hour - Tournament (8 hours)  - "D" - Grass or all-weather fields, practice fields and lacrosse boxes - Per Hour - Tournament (8 hours)  - "E" - Artificial turf - Per Hour - Youth - Prime Time - Non-Prime Time - Adult - Prime Time - Non-Prime Time  - Tournament (8 hours) (All ages)	\$13.10 \$85.23  \$10.14 \$65.73  \$8.92 \$57.94  \$5.96 \$40.00  \$24.00 \$20.00 \$38.00 \$32.00  \$250.00	\$14.02 \$91.20  \$10.85 \$70.33  \$9.54 \$62.00  \$6.38 \$42.80  \$25.68 \$21.40 \$40.66 \$34.24  \$267.50	\$ 5.50 - \$ 19.10 \$ 44.00 - \$153.00  \$ 5.50 - \$ 19.10 \$ 44.00 - \$153.00  \$ 0.00 - \$ 12.25 \$ 34.40 - \$ 98.00  \$ 0.00 - \$ 9.85 \$ 34.00 - \$ 78.80  \$ 20.00 - \$ 88.17 \$ 20.00 - \$ 88.17 \$ 20.00 - \$ 88.17 \$ 20.00 - \$ 88.17  \$210.00 - \$467.00	\$13.36 \$80.16  \$10.34 \$62.04  \$9.10 \$54.60  \$6.08 \$36.48  \$27.00 \$22.50 \$45.00 \$36.00  \$270.00	\$14.30 \$85.77  \$11.06 \$66.38  \$9.74 \$58.42  \$6.51 \$39.03  \$28.89 \$24.08 \$48.15 \$38.52  \$288.90

p:\...lpstfees\2005\fieldall.123



**PROPOSED 2005 FACILITY USE FEE SCHEDULE**

SERVICES	2004 FEE		2004 MARKET RANGE OF FEE	PROPOSED 2005 FEE	
	Base fee	Incl. GST		Base fee	Incl. GST
<b>b) Preferred Allotments</b> Burnaby based recreation or sport organizations whose membership must be open to the public, or registered non-profit society use					
<u>Youth Allotments</u> - <b>General Use</b> - Artificial turf - Prime time - Non-Prime time - Grass field	No charge No charge No charge		\$ 0.00 - \$ 34.60/hr. \$ 0.00 - \$ 34.60/hr. \$ 0.00 - \$ 10.90/hr.	\$18.69 /hr. \$14.02 /hr. No charge	\$20.00 /hr. \$15.00 /hr. No charge
- <b>Tournament - Per Complex</b> Burnaby Lake Sports Complex West Burnaby Lake Sports Complex East Riverway Sports Complex Squint Lake	\$245.00 /day \$185.00 /day \$185.00 /day \$165.00 /day	\$262.15 /day \$197.95 /day \$197.95 /day \$176.55 /day	No comparison No comparison No comparison No comparison	\$249.90 /day \$188.70 /day \$188.70 /day \$168.30 /day	\$267.39 /day \$201.91 /day \$201.91 /day \$180.08 /day
- <b>Tournament - Per Artificial Field</b>	\$85.00 /day	\$90.95 /day	\$ 0.00 - \$176.00 / day	\$86.70 /day	\$92.77 /day
- <b>Burnaby Lake Sports Complex West ONLY</b> - "No Show"	\$17.50 /hr.	\$18.73 /hr.	No comparison	\$17.85 /hr.	\$19.10 /hr.
<b>Adult Allotments</b> - <b>"A" - Grass Field</b> - Per Hour - Tournament (8 hours)	\$11.42 \$68.56	\$12.22 \$73.36	\$ 0.00 - \$ 12.25 \$ 0.00 - \$ 98.00	\$11.65 \$69.90	\$12.47 \$74.79
- <b>"B" - Grass Field</b> - Per Hour - Tournament (8 hours)	\$8.64 \$51.84	\$9.24 \$55.47	\$ 0.00 - \$ 12.25 \$ 0.00 - \$ 98.00	\$8.81 \$52.86	\$9.43 \$56.56

**PROPOSED 2005 FACILITY USE FEE SCHEDULE**

SERVICES	2004 FEE		2004 MARKET RANGE OF FEE	PROPOSED 2005 FEE	
	Base fee	Incl. GST		Base fee	Incl. GST
<b>b) Preferred Allotments (Cont'd)</b>					
<b>Adult Allotments</b>					
- "C" - All-weather fields with lights					
- Per Hour	\$7.41	\$7.93	\$ 0.00 - \$ 9.85	\$7.56	\$8.09
- Tournament (8 hours)	\$44.43	\$47.54	\$ 0.00 - \$ 79.00	\$45.36	\$48.54
- "D" - Grass or all-weather fields, practice fields and lacrosse boxes					
- Per Hour	\$4.34	\$4.64	\$ 0.00 - \$ 9.85	\$4.43	\$4.74
- Tournament (8 hours)	\$26.08	\$27.91	\$ 0.00 - \$ 79.00	\$26.58	\$28.44
- "E" - Artificial turf					
- Per Hour - Prime Time	\$19.00	\$20.33	\$ 10.00 - \$ 42.40	\$22.50	\$24.08
- Non-Prime Time	\$16.00	\$17.12	\$ 10.00 - \$ 42.40	\$18.00	\$19.26
- Tournament - Per field (8 hours)	\$106.25	\$113.69	\$100.00 - \$240.00	\$135.00	\$144.45
- Tournament - Per Complex	\$306.25	\$327.69	-	-	-
<b>c) Commercial Allotments</b>					
- Per Hour					
- Non-Burnaby based businesses					
- Prime Time	\$47.50	\$50.83	-	-	-
- Non-Prime Time	\$40.00	\$42.80	-	-	-
<b>d) Youth Sport Development Schools</b>					
- Grass	\$17.00	\$18.19	\$ 0.00 - \$80.00	\$20.04	\$21.44
- Artificial Turf	\$30.00	\$32.10	\$20.00 - \$80.00	\$33.75	\$36.11
<b>e) Cancellation Fee</b>	\$17.05/contract	\$18.24/contract	\$18.00/contract	\$17.39/contract	\$18.61/contract

**PROPOSED 2005 FACILITY USE FEE SCHEDULE**

SERVICES	2004 FEE		2004 MARKET RANGE OF FEE	PROPOSED 2005 FEE	
	Base fee	Incl. GST		Base fee	Incl. GST
f) <u>Beer Gardens</u> - Private Allotments (per day)	\$241.23	\$258.12	\$ 0.00 - \$241.23	\$225.00	\$240.75
- Preferred Allotments (Public) - Per day	\$144.15	\$154.24	\$ 0.00 - \$192.00	\$125.00	\$133.75
g) <u>Private Food Concessions</u>  - Burnaby Lake Sports Complex - West - 1 Field Allotment - 5 hrs. or less - more than 5 hrs.	\$100.00	\$107.00	No comparison	\$102.00	\$109.14
- 2 Field Allotment - 5 hrs. or less	\$150.00	\$160.50	No comparison	\$153.00	\$163.71
- more than 5 hrs.	\$150.00	\$160.50	No comparison	\$153.00	\$163.71
- 3 Field Allotment - 5 hrs. or less	\$200.00	\$214.00	No comparison	\$204.00	\$218.28
- more than 5 hrs.	\$200.00	\$214.00	No comparison	\$204.00	\$218.28
- more than 5 hrs.	\$300.00	\$321.00	No comparison	\$306.00	\$327.42
- Other Sports Fields	15% of Gross Sales	15% of Gross Sales	No comparison	15% of Gross Sales	
- Utility Recovery Fee (Squint Lake, Harwood, Richmond, Riverway)	\$10.30 /mo	\$11.02 /mo	No comparison	\$10.51 /mo	\$11.25 /mo

**PROPOSED 2005 FACILITY USE FEE SCHEDULE**

SERVICES	2004 FEE		2004 MARKET RANGE OF FEE	PROPOSED 2005 FEE	
	Base fee	Incl. GST		Base fee	Incl. GST
<b>VII. <u>PICNIC ALLOTMENT FEE</u></b>					
- Up to 100 people	\$73.54	\$78.69	\$ 40.00 - \$100.00	\$75.00	\$80.25
- Over 100 people	\$147.63	\$157.96	\$ 60.00 - \$150.00	\$150.58	\$161.12
<b>VIII. <u>COMMERCIAL FILMING FEE - PARKS</u></b>					
<b><u>Movie Filming</u></b> (minimum fee per location per day)					
a) Non-filming day	\$158.58 + costs	\$169.68 + costs	\$115.00 - \$525.00 + costs	\$158.58 + costs	\$169.68 + costs
b) Filming day	\$652.21 + costs	\$697.86 + costs	\$275.00 - \$650.00 + costs	\$652.21 + costs	\$697.86 + costs
<b><u>Commercials/Photography</u></b>					
a) Simple (one day) - minimum staff time, no vans on site, limited props, etc.	\$85.46	\$91.44	\$75.00 - \$100.00	\$85.46	\$91.44
b) Complex (per day, per location) - equipment, props, vans on site, supervision	\$203.36	\$217.60	\$150.00 - \$200.00	\$203.36	\$217.60
<b><u>Additional Charges</u></b> Rescheduling/cancellations	\$56.25	\$60.19	\$0.00 - \$60.00	\$56.25	\$60.19

**PROPOSED 2005 FACILITY USE FEE SCHEDULE**

SERVICES	2004 FEE		2004 MARKET RANGE OF FEE	PROPOSED 2005 FEE	
	Base fee	Incl. GST		Base fee	Incl. GST
<b>IX. SWANGARD STADIUM</b> <b>a) Amateur Sports + Non-Sport Activities</b> <b>Senior</b> - Base fee, maximum 7 hour rental - Up to 1,000 people - 1,000 - 2,500 people - 2,500 - 3,500 people - 3,500 - 5,000 people - Over 5,000 people - Additional hours - Double header - Add on fee to base fee  <b>Junior + Schools</b> - Base fee, min. 4 hr. + max. 7 hour rental - Additional hours  <b>b) Professional Sports</b> Flat rate includes lights, preparation time, cleanup and use of hospitality room (Maximum 12 hours)  <b>c) Track and Field Workout</b> Group fee per season - Youth (under 19) - Adult (19 years and over)	\$333.19 \$666.37 \$963.81 \$1,504.12 \$2,172.61 \$50.70 /hr. \$333.19  \$362.11 \$48.47 /hr.  \$2,228.33  \$385.55 \$481.94	\$356.51 \$713.02 \$1,031.28 \$1,609.41 \$2,324.69 \$54.25 /hr. \$356.51  \$387.46 \$51.86 /hr.  \$2,384.31  \$412.54 \$515.68	\$366.00 - \$ 973.00 \$666.00 - \$1,600.00 \$963.00 - \$1,600.00 No comparison No comparison No comparison No comparison  \$366.00 - \$732.00 No comparison  No comparison  \$600.00 - \$705.00 \$600.00 - \$705.00	\$366.51 \$733.00 \$1,060.19 \$1,534.20 \$2,216.06 \$51.71 /hr. \$339.85  \$369.35 \$51.71 /hr.  \$2,317.46  \$400.97 \$600.00	\$392.17 \$784.31 \$1,134.40 \$1,641.59 \$2,371.18 \$55.33 /hr. \$363.64  \$395.20 \$55.33 /hr.  \$2,479.68  \$429.04 \$642.00

p:\...lps\fees\2005\swangard.wk4

**PROPOSED 2005 FACILITY USE FEE SCHEDULE**

SERVICES	2004 FEE		2004 MARKET RANGE OF FEE	PROPOSED 2005 FEE	
	Base fee	Incl. GST		Base fee	Incl. GST
<b>d) <u>Miscellaneous</u></b> - Equipment storage rental fee (annual fee) - Lights - Hospitality room - Preferred social - Private rental - Use of additional 2,000 spectator seats - Additional private food concessions - Rate per event/concession	\$350.96	\$375.53	No comparison	\$357.98	\$383.04
	\$52.92 /hr.	\$56.62 /hr.	\$36.00 - \$53.00/hr.	\$53.98 /hr.	\$57.76 /hr.
	\$37.33 /hr.	\$39.94 /hr.	No comparison	\$38.08 /hr.	\$40.75 /hr.
	\$51.81 /hr.	\$55.44 /hr.	No comparison	\$52.85 /hr.	\$56.55 /hr.
<b>e) <u>Television Power Hookup</u></b>	\$579.36	\$619.92	No comparison	\$590.95	\$632.32
	15% of gross sales	15% of gross sales	10%-20% of gross sales	15% of gross sales	15% of gross sales
<b>X. <u>SPECIAL EVENT PARKING</u></b>  Special Event Parking - Fee per vehicle  Whitecaps Parking at Central Park (= Special Event Parking Fee of \$4.67 plus an add-on fee of \$1.87 to Whitecaps)	\$724.20 / event	\$774.89 / event	\$600.00 - \$700.00	\$738.68 / event	\$790.39 / event
	\$4.67	\$5.00	\$ 5.00 - \$ 8.00	\$4.67	\$5.00
	\$6.54	\$7.00	\$ 5.00 - \$ 8.00	\$6.54	\$7.00

**PROPOSED 2005 FACILITY USE FEE SCHEDULE**

SERVICES	2004 FEE		2004 MARKET RANGE OF FEE	PROPOSED 2005 FEE	
	Base fee	Incl. GST		Base fee	Incl. GST
<b>XI. SPECIAL EVENTS AND FESTIVALS</b>  <b>a) Facility Rentals</b> All facility rentals for any recreation, sport or art club/organization or registered non-profit society sponsored by Burnaby Parks, Recreation & Cultural Svcs. Department for all intermittent activities; e.g. festivals, special events, art shows, craft markets, recitals, classes (as approved).	Rate based on Community Group rates on each facility/room used.	Staff costs, if required, are additional.		Rate based on Community Group rates on each facility/room used. Staff costs, if required, are additional.	
<b>b) Special Events</b> Use of gymnasiums/Burnaby facilities for one time special event or tournament use.  <b>Cameron/Bonsor Centre</b> Train shows, athletic events, judo tournaments, demonstrations, etc.	Rate based on Community Group rates on each facility/room used and/or court rates based on each court used.	Staff costs, if required, are additional.		Rate based on Community Group rates on each facility/room used and/or court rates based on each court used. Staff costs, if required, are additional.	

**PROPOSED 2005 FACILITY USE FEE SCHEDULE**

SERVICES	2004 FEE		2004 MARKET RANGE OF FEE	PROPOSED 2005 FEE	
	Base fee	Incl. GST		Base fee	Incl. GST
<b>c) <u>Miscellaneous Rentals</u></b> - City public meetings - City employee retirements (Mon.-Fri., non-prime time, when no janitor is required) - City elections - Public services meetings	) ) ) ) ) )	No charge	0 - \$35.00 (non-prime)  0 - \$35.00 (non-prime)	) ) ) ) ) )	No charge
<b>d) <u>Outdoor Special Events</u></b> (Walkathons, runs, weddings, church services, etc.)  <b>Simple</b> (Staff approval only, no site visits or consultation meetings required)	\$89.14/ event	\$95.38 / event	\$ 89.14 - \$337.00	\$98.05/ event	\$104.91 / event
<b>Complex</b> (Commission and/or Council approval required or for high risk activities, such as hot air balloon rides etc., requiring special approvals such as adequate insurance coverage, etc. Site meetings and/or consultation meetings required.)	\$236.20 / event	\$252.73 / event	\$236.00 - \$315.00	\$240.92 / event	\$252.73 / event



**PROPOSED 2005 FACILITY USE FEE SCHEDULE**

SERVICES	2004 FEE		2004 MARKET RANGE OF FEE	PROPOSED 2005 FEE	
	Base fee	Incl. GST		Base fee	Incl. GST
<b>XII. RACQUET COURT RENTALS</b>					
<b>a) Racquetball / Squash</b> (45 min. rental)					
- Prime time court rental	\$9.91	\$10.60	\$ 6.75 - \$ 10.85	\$10.14	\$10.85
- Punchcard (10 rentals for the price of 9)	\$99.10	\$106.04	\$60.00 - \$104.50	\$91.31	\$97.70
- Promotional pass rate					
- Punchcard (10 rentals for the price of 9)	\$89.23	\$95.48	No comparison	\$82.15	\$87.90
- Non-prime time court rental	\$7.99	\$8.55	\$ 5.00 - \$ 10.50	\$8.18	\$8.75
- Student rate (non-prime time)					
- One time rental	\$7.43	\$7.95	No comparison	\$7.57	\$8.10
- Punchcard (10 rentals for the price of 9)	\$74.33	\$79.53	No comparison	\$68.13	\$72.90
- Seniors rate (non-prime time)					
- One time rental	\$7.43	\$7.95	No comparison	\$7.57	\$8.10
- Punchcard (10 rentals for the price of 9)	\$74.33	\$79.53	No comparison	\$68.13	\$72.90
- Tournament / special event rate	\$5.32	\$5.69	No comparison	\$5.43	\$5.81
- School Board use (Burnaby)	\$4.31	\$4.61	No comparison	\$4.40	\$4.71
<b>b) Tennis</b> (1 hour rental)					
- Prime time court rental	\$16.26	\$17.40	\$ 13.00 - \$ 18.00	\$16.59	\$17.75
- Punchcard (10 rentals for the price of 9)	\$162.64	\$174.02	No comparison	\$149.35	\$159.80
- Promotional pass rate					
- Punchcard (10 rentals for the price of 9)	\$146.39	\$156.64	No comparison	\$134.49	\$143.90
- Non-prime time court rental	\$14.86	\$15.90	\$ 12.00 - \$ 18.00	\$15.19	\$16.25
- Student rate (non-prime time)	\$12.15	\$13.00	No comparison	\$12.43	\$13.30
- Seniors rate (non-prime time)	\$12.15	\$13.00	No comparison	\$12.43	\$13.30
- Tournament / special event rate	\$8.18	\$8.75	No comparison	\$8.36	\$8.95
- School Board use (Burnaby)	\$6.05	\$6.47	No comparison	\$6.17	\$6.60
- Summer Rental-3 month pass (June 1-Aug.31)	\$204.63	\$218.95	No comparison	\$208.74	\$223.35

**PROPOSED 2005 FACILITY USE FEE SCHEDULE**

SERVICES	2004 FEE		2004 MARKET RANGE OF FEE	PROPOSED 2005 FEE	
	Base fee	Incl. GST		Base fee	Incl. GST
c) <u>Wallyball</u> (45 min. rental) - Prime time court rental - Consecutive court rental - Non-prime time court rental - Student rate (non-prime time) - School Board use (Burnaby) - Tournament / special event rate	\$18.74	\$20.05	\$ 8.00 - \$ 20.45 No comparison No comparison No comparison No comparison No comparison	\$19.11	\$20.45
	\$9.77	\$10.45		\$10.00	\$10.70
	\$15.42	\$16.50		\$15.75	\$16.85
	\$13.46	\$14.40		\$13.74	\$14.70
	\$7.94	\$8.50		\$8.13	\$8.70
	\$9.77	\$10.45		\$10.00	\$10.70

**PROPOSED 2005 FACILITY USE FEE SCHEDULE**

SERVICES	2004 FEE		2004 MARKET RANGE OF FEE	PROPOSED 2005 FEE	
	Base fee	Incl. GST		Base fee	Incl. GST
<b>XIII. WEIGHT ROOMS</b>					
<b>a) FLEXIPASS</b> Allows access to all Burnaby weightroom sites.					
<b>Bonsor + Cameron Recreation Complex / Eileen Daily Fitness Centre</b>					
<b>Adult</b>					
- Drop-in	\$3.83	\$4.10	\$ 3.38 - \$ 5.50	\$4.16	\$4.45
- Punchcard (10 admissions for the price of 9)	\$38.35	\$41.03	\$ 33.80 - \$ 49.50	\$37.48	\$40.10
- 1 month pass	\$32.97	\$35.28	\$ 34.00 - \$ 50.00	\$36.92	\$39.50
- 3 month pass	\$79.54	\$85.11	\$ 85.11 - \$130.00	\$86.50	\$92.56
- 6 month pass	\$143.22	\$153.25	\$153.25 - \$250.00	\$151.38	\$161.98
- Annual pass	\$261.18	\$279.46	\$279.46 - \$500.00	\$281.14	\$300.82
- Promotional pass rate					
- Punchcard (10 admissions for the price of 9)	\$34.54	\$36.96	No comparison	\$33.74	\$36.10
- 1 month pass	\$29.67	\$31.75	No comparison	\$33.22	\$35.55
- 3 month pass	\$71.59	\$76.60	No comparison	\$77.85	\$83.30
- 6 month pass	\$128.90	\$137.92	No comparison	\$136.24	\$145.78
- Annual pass	\$235.06	\$251.51	No comparison	\$253.03	\$270.74
<b>Senior / Student / Youth</b>					
- Drop-in	\$2.85	\$3.05	\$ 2.25 - \$ 4.50	\$3.13	\$3.35
- Punchcard (10 admissions for the price of 9)	\$28.48	\$30.47	\$ 17.50 - \$ 39.60	\$28.04	\$30.00
- 1 month pass	\$24.73	\$26.46	\$ 25.00 - \$ 34.00	\$27.69	\$29.63
- 3 month pass	\$59.66	\$63.84	\$ 63.84 - \$ 93.50	\$64.88	\$69.42
- 6 month pass	\$107.42	\$114.94	\$ 87.40 - \$146.00	\$113.54	\$121.49
- Annual pass	\$195.89	\$209.60	\$156.40 - \$292.00	\$210.86	\$225.62

**PROPOSED 2005 FACILITY USE FEE SCHEDULE**

SERVICES	2004 FEE		2004 MARKET RANGE OF FEE	PROPOSED 2005 FEE	
	Base fee	Incl. GST		Base fee	Incl. GST
<b>b) WEIGHTROOM PASS</b> Allows access to Eastburn, Willington, Burnaby South, C.G. Brown and Edmonds.  Seniors are also allowed access to Bonsor on Monday, Wednesday and Friday from 10:30 - 11:30 am at this rate.  <b>Adult</b> - Drop-in - Punchcard (10 admissions for the price of 9) - 1 month pass - 3 month pass - 6 month pass - Annual pass - Promotional pass rate - Punchcard (10 admissions for the price of 9) - 1 month pass - 3 month pass - 6 month pass - Annual pass  <b>Senior / Student / Youth</b> - Drop-in - Punchcard (10 admissions for the price of 9) - 1 month pass - 3 month pass - 6 month pass - Annual pass	\$2.90	\$3.10	\$ 3.10 - \$ 5.35	\$3.27	\$3.50
	\$28.99	\$31.02	\$ 28.20 - \$ 36.00	\$29.44	\$31.50
	\$25.61	\$27.40	\$ 27.40 - \$ 63.60	\$29.04	\$31.07
	\$63.44	\$67.88	\$ 67.88 - \$127.50	\$68.04	\$72.80
	\$114.18	\$122.17	\$112.17 - \$195.00	\$119.07	\$127.40
	\$205.49	\$219.87	\$219.87 - \$375.00	\$221.12	\$236.60
	\$26.11	\$27.94	No comparison	\$26.54	\$28.40
	\$23.05	\$24.66	No comparison	\$26.13	\$27.96
	\$57.10	\$61.10	No comparison	\$61.23	\$65.52
	\$102.76	\$109.95	No comparison	\$107.16	\$114.66
	\$184.94	\$197.89	No comparison	\$199.01	\$212.94
	\$2.20	\$2.35	\$ 2.20 - \$ 4.10	\$2.48	\$2.65
	\$22.00	\$23.54	\$ 21.40 - \$ 25.00	\$22.15	\$23.70
	\$19.21	\$20.55	\$ 20.55 - \$ 36.75	\$21.78	\$23.30
	\$47.58	\$50.91	\$ 50.91 - \$ 93.50	\$51.03	\$54.60
\$85.64	\$91.63	\$ 91.63 - \$135.00	\$89.30	\$95.55	
\$154.12	\$164.91	\$164.91 - \$275.00	\$165.84	\$177.45	

**PROPOSED 2005 FACILITY USE FEE SCHEDULE**

SERVICES	2004 FEE		2004 MARKET RANGE OF FEE	PROPOSED 2005 FEE	
	Base fee	Incl. GST		Base fee	Incl. GST
c) <u>Confederation Centre / Edmonds Centre</u>  <u>Senior</u> - Drop-in - Punchcard (10 admissions for the price of 9) - 1 month pass - 3 month pass - 6 month pass - Annual pass	\$2.20	\$2.35	\$ 2.20 - \$ 4.10	\$2.48	\$2.65
	\$22.00	\$23.54	\$ 21.40 - \$ 25.00	\$22.15	\$23.70
	\$19.21	\$20.55	\$ 20.55 - \$ 36.75	\$21.78	\$23.30
	\$47.58	\$50.91	\$ 50.91 - \$ 93.50	\$51.03	\$54.60
	\$85.64	\$91.63	\$ 91.63 - \$135.00	\$89.30	\$95.55
	\$154.12	\$164.91	\$164.91 - \$275.00	\$165.84	\$177.45

**PROPOSED 2005 FACILITY USE FEE SCHEDULE**

SERVICES	2004 FEE		2004 MARKET RANGE OF FEE	PROPOSED 2005 FEE	
	Base fee	Incl. GST		Base fee	Incl. GST
<b>XIV. LIFESTYLE PASSES</b>					
<b>a) Lifestyle Passes</b> (Weight room, Public Swim, Fitness Classes)					
<b>Adult:</b>					
- Day Pass	\$4.67	\$5.00	\$ 4.00 - \$ 6.00	\$4.67	\$5.00
- Punchcard (10 admissions for the price of 9)	\$46.67	\$49.94	\$ 36.00 - \$ 54.00	\$42.06	\$45.00
- 1 Month Pass	\$45.61	\$48.80	\$ 36.00 - \$ 60.00	\$41.48	\$44.38
- 3 Month Pass	\$123.88	\$132.55	\$103.00 - \$150.00	\$97.20	\$104.00
- 6 Month Pass	\$238.65	\$255.36	\$195.00 - \$255.36	\$170.09	\$182.00
- Annual Pass	\$371.68	\$397.70	\$353.00 - \$444.00	\$315.89	\$338.00
- Promotional pass rate					
- Punchcard (10 admissions for the price of 9)	\$42.05	\$44.99	No comparison	\$37.85	\$40.50
- 1 month pass	\$41.05	\$43.92	No comparison	\$37.33	\$39.94
- 3 month pass	\$111.49	\$119.29	No comparison	\$87.48	\$93.60
- 6 month pass	\$214.79	\$229.83	No comparison	\$153.08	\$163.80
- Annual pass	\$334.51	\$357.93	No comparison	\$284.30	\$304.20
<b>Seniors / Students / Youth:</b>					
- Day Pass	\$3.50	\$3.75	\$ 2.75 - \$ 4.80	\$3.50	\$3.75
- Punchcard (10 admissions for the price of 9)	\$35.06	\$37.51	\$ 17.50 - \$ 43.20	\$31.59	\$33.80
- 1 Month Pass	\$34.21	\$36.60	\$ 25.00 - \$ 36.60	\$31.11	\$33.29
- 3 Month Pass	\$92.93	\$99.44	\$ 46.00 - \$104.00	\$72.90	\$78.00
- 6 Month Pass	\$178.97	\$191.50	\$ 87.40 - \$191.50	\$127.57	\$136.50
- Annual Pass	\$278.76	\$298.27	\$156.40 - \$333.00	\$236.92	\$253.50
<b>Children (4 - 12 years):</b>					
- Day Pass	-	-	No comparison	\$2.38	\$2.55
- Punchcard (10 admissions for the price of 9)	-	-	No comparison	\$21.50	\$23.00
- 1 Month Pass	-	-	No comparison	\$21.16	\$22.64
- 3 Month Pass	-	-	No comparison	\$49.57	\$53.04
- 6 Month Pass	-	-	No comparison	\$86.75	\$92.82
- Annual Pass	-	-	No comparison	\$161.10	\$172.38

**PROPOSED 2005 FACILITY USE FEE SCHEDULE**

SERVICES	2004 FEE		2004 MARKET RANGE OF FEE	PROPOSED 2005 FEE	
	Base fee	Incl. GST		Base fee	Incl. GST
<b>a) <u>Lifestyle Passes (Cont'd)</u></b>  <b>Tots (0 - 3 years):</b> - Day Pass - Punchcard (10 admissions for the price of 9)	-	-	No comparison No comparison	\$1.35 \$12.06	\$1.45 \$12.90
<b>b) <u>Lifestyle Plus Passes</u></b> (Includes all features of the Lifestyle Pass, plus 1/2 of Squash/Raquetball prime time court rentals)					
<b>Adult:</b> - 1 Month Pass - 3 Month Pass - 6 Month Pass - Annual Pass - Promotional pass rate - 1 month pass - 3 month pass - 6 month pass - Annual pass	\$46.64 \$133.41 \$242.71 \$416.54	\$49.90 \$142.75 \$259.70 \$445.70	No comparison No comparison No comparison No comparison	\$45.63 \$106.92 \$187.10 \$347.48	\$48.82 \$114.40 \$200.20 \$371.80
	\$41.98 \$120.07 \$218.44 \$374.89	\$44.92 \$128.47 \$233.73 \$401.13	No comparison No comparison No comparison No comparison	\$41.07 \$96.22 \$168.39 \$312.73	\$43.94 \$102.96 \$180.18 \$334.62

**PROPOSED 2005 FACILITY USE FEE SCHEDULE**

SERVICES	2004 FEE		2004 MARKET RANGE OF FEE	PROPOSED 2005 FEE	
	Base fee	Incl. GST		Base fee	Incl. GST
<b>XV. AQUATICS</b>					
<b>a) INDOOR POOLS - ADMISSIONS</b>					
<b><u>Bonsor / C.G. Brown</u></b>					
<b><u>Children (0-3 years)</u></b>					
- Single Admission	\$1.12	\$1.20	\$ 0.00 - \$ 2.25	\$1.17	\$1.25
- Punchcard (10 admissions for the price of 9)	\$11.21	\$11.99	\$ 0.00 - \$ 20.00	\$10.37	\$11.10
<b><u>Children (4-12 years)</u></b>					
- Single admission	\$2.10	\$2.25	\$ 2.00 - \$ 3.40	\$2.15	\$2.30
- Punchcard (10 admissions for the price of 9)	\$20.97	\$22.44	\$ 16.80 - \$ 24.80	\$19.35	\$20.70
- 1 month pass	\$18.35	\$19.63	\$ 19.00 - \$ 30.00	\$19.04	\$20.37
- 3 month pass	\$40.68	\$43.53	\$ 43.53 - \$ 79.28	\$44.62	\$47.74
- 6 month pass	\$73.26	\$78.39	\$ 78.39 - \$137.60	\$78.08	\$83.55
- Annual pass	\$131.89	\$141.12	\$141.12 - \$229.00	\$144.99	\$155.14
<b><u>Students / Youth (13-18 years or with card) /</u></b>					
<b><u>Seniors (65 years and over)</u></b>					
- Single admission	\$2.99	\$3.20	\$ 2.00 - \$ 3.40	\$3.04	\$3.25
- Punchcard (10 admissions for the price of 9)	\$29.81	\$31.90	\$ 22.00 - \$ 31.90	\$27.48	\$29.40
- 1 month pass	\$26.46	\$28.31	\$ 22.00 - \$ 34.00	\$27.07	\$28.96
- 3 month pass	\$60.98	\$65.25	\$ 65.25 - \$ 92.61	\$63.42	\$67.86
- 6 month pass	\$109.74	\$117.42	\$117.42 - \$160.81	\$110.99	\$118.76
- Annual pass	\$205.37	\$219.75	\$219.75 - \$267.60	\$206.12	\$220.55
<b><u>Adults (19 years and over)</u></b>					
- Single admission	\$3.97	\$4.25	\$ 3.50 - \$ 4.70	\$4.07	\$4.35
- Punchcard (10 admissions for the price of 9)	\$39.68	\$42.46	\$ 35.25 - \$ 43.40	\$36.64	\$39.20
- 1 month pass	\$35.28	\$37.75	\$ 35.00 - \$ 49.00	\$36.08	\$38.61
- 3 month pass	\$81.30	\$86.99	\$ 86.99 - \$143.58	\$84.56	\$90.48
- 6 month pass	\$146.32	\$156.56	\$156.56 - \$249.27	\$147.98	\$158.34
- Annual pass	\$273.83	\$293.00	\$293.00 - \$414.81	\$274.82	\$294.06



**PROPOSED 2005 FACILITY USE FEE SCHEDULE**

SERVICES	2004 FEE		2004 MARKET RANGE OF FEE	PROPOSED 2005 FEE	
	Base fee	Incl. GST		Base fee	Incl. GST
a) <u>INDOOR POOLS - ADMISSIONS (Cont'd)</u>					
<u>Bonsor / C.G. Brown (Cont'd)</u>					
<u>Adults (19 years and over) (Cont'd)</u>					
- Promotional pass rate	\$35.67	\$38.17	No comparison	\$32.90	\$35.20
- Punchcard (10 admissions for the price of 9)	\$31.75	\$33.97	No comparison	\$32.48	\$34.75
- 1 month pass	\$73.17	\$78.29	No comparison	\$76.10	\$81.43
- 3 month pass	\$131.69	\$140.91	No comparison	\$133.19	\$142.51
- 6 month pass	\$246.45	\$263.70	No comparison	\$247.52	\$264.85
- Annual pass					
<u>Family Swim (per person)</u>					
- Single admission	\$2.10	\$2.25	\$ 1.88 - \$ 2.35	\$2.15	\$2.30
- Punchcard (10 admissions for the price of 9)	\$20.97	\$22.44	\$ 17.60 - \$ 26.25	\$19.35	\$20.70
<u>Lessons &amp; Laps (Swim &amp; Swirl)</u> (only 1 lane available for swimming)					
- Single admission	\$2.90	\$3.10	-	-	-
<u>Weightroom &amp; Swirl (C.G. Brown)</u>					
<u>Adults</u>					
- Single admission	\$2.90	\$3.10	No comparison	\$2.99	\$3.20
- Punchcard (10 admissions for the price of 9)	\$28.99	\$31.02	No comparison	\$26.92	\$28.80
- 3 month pass	\$63.44	\$67.88	No comparison	\$64.72	\$69.25
<u>Students / Youth / Seniors</u>					
- Single admission	\$2.20	\$2.35	No comparison	\$2.24	\$2.40
- Punchcard (10 admissions for the price of 9)	\$22.00	\$23.54	No comparison	\$20.19	\$21.60
- 3 month pass	\$47.58	\$50.91	No comparison	\$48.53	\$51.93

**PROPOSED 2005 FACILITY USE FEE SCHEDULE**

SERVICES	2004 FEE		2004 MARKET RANGE OF FEE	PROPOSED 2005 FEE	
	Base fee	Incl. GST		Base fee	Incl. GST
a) <u>INDOOR POOLS - ADMISSIONS (Cont'd)</u>					
<u>Bonsor / C.G. Brown (Cont'd)</u>					
<u>Tot Pool Only</u>					
- Child (0-3)	\$1.12	\$1.20	No comparison	\$1.17	\$1.25
- Child (4-12)	\$2.06	\$2.20	No comparison	\$2.15	\$2.30
- Adult	\$2.06	\$2.20	No comparison	\$2.15	\$2.30
<u>Loonie Swim</u>	\$0.93	\$1.00	No comparison	\$0.93	\$1.00
<u>Eileen Daily Pool (Aquatic Flexipass)</u>					
<u>Children (0-3 years)</u>					
- Single admission	\$1.31	\$1.40	-	-	-
- Punchcard (11 admission for the price of 10)	\$13.06	\$13.97	-	-	-
<u>Children (4-12 years)</u>					
- Single admission	\$2.34	\$2.50	-	-	-
- Punchcard (11 admission for the price of 10)	\$23.34	\$24.97	-	-	-
- 1 month pass	\$20.61	\$22.05	-	-	-
- 3 month pass	\$46.17	\$49.40	-	-	-
- 6 month pass	\$83.12	\$88.94	-	-	-
- Annual pass	\$158.97	\$170.10	-	-	-
<u>Students/Youth (13-18 years or with card)</u>					
<u>Seniors (65 years and over)</u>					
- Single admission	\$3.41	\$3.65	-	-	-
- Punchcard (11 admission for the price of 10)	\$34.13	\$36.52	-	-	-
- 1 month pass	\$30.21	\$32.32	-	-	-
- 3 month pass	\$68.74	\$73.55	-	-	-
- 6 month pass	\$123.61	\$132.26	-	-	-
- Annual pass	\$235.26	\$251.73	-	-	-

Note: Admission rates to EDP now listed under Lifestyle Pass Section

**PROPOSED 2005 FACILITY USE FEE SCHEDULE**

SERVICES	2004 FEE		2004 MARKET RANGE OF FEE	PROPOSED 2005 FEE	
	Base fee	Incl. GST		Base fee	Incl. GST
b) <u>Outdoor Pool - Admissions (Cont'd)</u>					
<u>Children (4-12 years)</u>					
- Single admission	\$1.96	\$2.10	\$ 0.00 - \$ 3.15	\$2.01	\$2.15
- Punchcard (10 admissions for the price of 9)	\$19.64	\$21.01	\$ 8.80 - \$ 22.80	\$18.04	\$19.30
- 1 month pass	\$17.43	\$18.65	\$ 18.65 - \$ 20.00	\$17.77	\$19.01
- Season pass	\$40.84	\$43.70	\$ 43.70 - \$ 57.00	\$41.64	\$44.55
<u>Students / Youth (13-18 years or with card)</u>					
<u>Seniors (65 years and over)</u>					
- Single admission	\$2.15	\$2.30	\$ 0.00 - \$ 3.15	\$2.20	\$2.35
- Punchcard (10 admissions for the price of 9)	\$21.49	\$22.99	\$ 10.40 - \$ 25.30	\$19.63	\$21.00
- 1 month pass	\$19.11	\$20.45	\$ 20.45 - \$ 25.00	\$19.49	\$20.85
- Season pass	\$44.72	\$47.85	\$ 47.85 - \$ 71.00	\$45.61	\$48.80
<u>Adults (19 years and over)</u>					
- Single admission	\$2.85	\$3.05	\$ 0.00 - \$ 4.20	\$2.90	\$3.10
- Punchcard (10 admissions for the price of 9)	\$28.48	\$30.47	\$ 12.40 - \$ 36.00	\$26.17	\$28.00
- 1 month pass	\$25.33	\$27.10	\$ 27.16 - \$ 36.00	\$25.84	\$27.65
- Season pass	\$59.67	\$63.85	\$ 63.45 - \$108.00	\$60.89	\$65.15
- Promotional pass rate					
- Punchcard (10 admissions for the price of 9)	\$25.60	\$27.39	-	-	-
<u>Family Swim (per person)</u>					
- Single admission	\$1.96	\$2.10	\$ 1.05 - \$ 2.25	\$2.01	\$2.15
- Punchcard (10 admissions for the price of 9)	\$19.64	\$21.01	No comparison	\$18.04	\$19.30
<u>Loonie Swim / Seasonal Rate (per person)</u>	\$0.93	\$1.00	No comparison	\$0.93	\$1.00
<u>Free Swim</u>	\$0.00	\$0.00	No charge	\$0.00	\$0.00

**PROPOSED 2005 FACILITY USE FEE SCHEDULE**

SERVICES	2004 FEE		2004 MARKET RANGE OF FEE	PROPOSED 2005 FEE	
	Base fee	Incl. GST		Base fee	Incl. GST
<b>c) <u>INDOOR POOL RENTALS</u></b> (Per Hour Cost)					
<u>Non-Programmed Time</u>					
- Commercial	\$101.45 *	\$108.55 *	\$ 96.25 - \$209.95 + staff	\$112.00 *	\$119.84 *
- Non-profit organization	\$47.67 *	\$51.01 *	\$ 20.76 - \$108.28 + staff	\$55.50 *	\$59.39 *
- Daily rentals (8-16 hours)	\$679.61 *	\$727.18 *	-	-	-
- Non-prime time (Sat./Sun. before 9 am at Bonsor and Bonsor shallow end)	\$27.00 *	\$28.89 *	No comparison	\$27.55 *	\$29.48 *
	* + extra staff costs	* + extra staff costs		* + extra staff costs	
	if required	if required		if required	
<u>Programmed Time</u>					
- Commercial	-	-	No comparison	\$150.00	\$160.50
- Non-profit organization	-	-	No comparison	\$55.50	\$59.39
<u>Swim Clubs</u>					
- Prime time (09:00 - 24:00)	\$45.19	\$48.35	-	-	-
- Synchro Swim Club / Water Polo	\$45.19	\$48.35	-	-	-
- Underwater Hockey	\$44.35 *	\$47.45 *	-	-	-
	* + staff costs	* + staff costs			
<b>d) <u>OUTDOOR POOL RENTALS</u></b> (Per Hour Cost)					
<u>Central Park Pool</u>					
- Commercial	-	-	No comparison	\$75.00	\$80.25
- Non-profit organization	\$48.78	\$52.19	No comparison	\$56.25	\$60.19
<u>Kensington/Robert Bby./MacPherson Pools</u>					
- Commercial	\$48.78	\$52.19	\$ 37.50 - \$116.50	\$56.25	\$60.19
- Non-profit organization	\$47.67	\$51.01	\$ 20.76 - \$108.28	\$48.64	\$52.04
<u>Summer Swim Clubs</u>					
	No charge	No charge		No charge	No charge

**PROPOSED 2005 FACILITY USE FEE SCHEDULE**

SERVICES	2004 FEE		2004 MARKET RANGE OF FEE	PROPOSED 2005 FEE	
	Base fee	Incl. GST		Base fee	Incl. GST
<b>XVI. ARENAS</b>					
<b>a) ADMISSIONS</b> (Kensington & Burnaby Lake Arenas, Bill Copeland Sports Centre)					
<u>Parents &amp; Tot Sessions</u>					
- Adults	\$2.24	\$2.40	\$ 2.00 - \$ 3.65	\$2.29	\$2.45
- Children (0-3 years)		No charge	\$ 0.00 - \$ 2.00	No charge	
<u>Children (4-12 years)</u>					
- Single admission	\$2.10	\$2.25	\$ 1.80 - \$ 2.50	\$2.15	\$2.30
- Punchcard (10 admissions for the price of 9)	\$20.97	\$22.44	\$14.40 - \$22.50	\$19.35	\$20.70
<u>Seniors/Students/Youth (13-18 yrs. or with card)</u>					
- Single admission	\$2.66	\$2.85	\$ 2.00 - \$ 3.60	\$2.90	\$3.10
- Punchcard (10 admissions for the price of 9)	\$26.63	\$28.49	\$18.00 - \$27.00	\$25.89	\$27.70
<u>Adults</u>					
- Single admission	\$3.55	\$3.80	\$ 3.10 - \$ 4.65	\$3.83	\$4.10
- Punchcard (10 admissions for the price of 9)	\$35.47	\$37.95	\$29.17 - \$40.50	\$34.39	\$36.80
<u>Family Skate (per person)</u>					
- Single admission	\$2.10	\$2.25	\$ 1.73 - \$ 2.25	\$2.15	\$2.30
- Punchcard (10 admissions for the price of 9)	\$20.97	\$22.44	\$17.00 - \$20.00	\$19.35	\$20.70
<u>Recreational Hockey</u>					
- Non-prime time - Single admission	\$3.74	\$4.00	\$ 3.90 - \$ 5.60	\$4.07	\$4.35
- Punchcard (10 for price of 9)	\$37.42	\$40.04	\$30.60 - \$50.40	\$36.64	\$39.20
- Prime time - Single admission	\$5.37	\$5.75	\$ 5.25 - \$10.00	\$5.84	\$6.25
- Punchcard (10 for price of 9)	\$53.77	\$57.53	\$50.40 - \$57.53	\$52.62	\$56.30
<u>Loonie Skate</u>	\$0.93	\$1.00	No comparison	\$0.93	\$1.00

**PROPOSED 2005 FACILITY USE FEE SCHEDULE**

SERVICES	2004 FEE		2004 MARKET RANGE OF FEE	PROPOSED 2005 FEE	
	Base fee	Incl. GST		Base fee	Incl. GST
<b>b) ICE RENTAL</b> (Burnaby Lake & Kensington Arenas) (per hour cost)					
<b>Community Groups</b> (Non-profit organizations, such as Burnaby Minor Hockey Assoc., Bby./New West Ringette Assoc., Bby. Figure Skating Club, Haida Speed Skating Club, Bby. Minor Female Hockey)	\$69.64	\$74.51	\$ 62.28 - \$174.00	\$71.03	\$76.00
	\$39.72	\$42.50	\$ 30.00 - \$ 94.00	\$40.51	\$43.35
- Prime time - Non-prime time					
<b>Burnaby Schools/Community Youth Groups</b> Weekdays 9:00 a.m. - 3:00 p.m.	\$37.54	\$40.17	\$ 0.00 - \$ 72.00	\$38.29	\$40.97
	\$100.46	\$107.49	No comparison	\$102.47	\$109.64
<b>Burnaby Women's Hockey</b>					
<b>Private/Commercial Rentals</b>					
- Non-prime time - Prime time - Non-prime time (off hours)	\$100.56	\$107.60	\$ 62.28 - \$230.00	\$102.57	\$109.75
	\$204.44	\$218.75	\$124.56 - \$279.00	\$208.53	\$223.13
	\$90.25	\$96.57	\$ 90.00 - \$ 96.57	\$92.06	\$98.50

**PROPOSED 2005 FACILITY USE FEE SCHEDULE**

SERVICES	2004 FEE		2004 MARKET RANGE OF FEE	PROPOSED 2005 FEE	
	Base fee	Incl. GST		Base fee	Incl. GST
<p>c) <u>ICE RENTAL</u> (<u>Bill Copeland Sports Centre</u>) (per hour cost)</p> <p><u>Community Groups</u> (Non-profit organizations, such as Burnaby Minor Hockey Assoc., Bby./New West Ringette Assoc., Bby. Figure Skating Club, Haida Speed Skating Club, Bby. Minor Female Hockey)</p> <p>- Prime time - Non-prime time</p> <p><u>Burnaby Schools/Community Youth Groups</u> Weekdays 9:00 a.m. - 3:00 p.m.</p> <p><u>Burnaby Women's Hockey</u></p> <p><u>Private/Commercial Rentals</u> - Non-prime time - Prime time - Non-prime time (off hours)</p> <p><u>Burnaby Minor Hockey</u> Block booking rate, includes 115 hrs. of ice time (prime and non-prime) at all 3 arenas.</p>	<p>\$93.38 \$63.13</p> <p>\$37.54 \$120.33</p> <p>\$103.91 \$246.18 \$90.25</p> <p>\$67.48 /hr.</p>	<p>\$99.92 \$67.55</p> <p>\$40.17 \$128.75</p> <p>\$111.18 \$263.41 \$96.57</p> <p>\$72.20 /hr.</p>	<p>\$ 67.00 - \$174.00 \$ 30.00 - \$ 87.00</p> <p>\$ 24.50 - \$ 60.75 No comparison</p> <p>\$ 87.00 - \$167.45 \$169.50 - \$279.00 \$ 96.30 - \$ 99.65</p> <p>No comparison</p>	<p>\$95.24 \$64.39</p> <p>\$38.29 \$122.74</p> <p>\$105.99 \$251.10 \$92.06</p> <p>\$68.83 /hr.</p>	<p>\$101.91 \$68.90</p> <p>\$40.97 \$131.33</p> <p>\$113.41 \$268.68 \$98.50</p> <p>\$73.65 /hr.</p>

**PROPOSED 2005 FACILITY USE FEE SCHEDULE**

SERVICES	2004 FEE		2004 MARKET RANGE OF FEE	PROPOSED 2005 FEE	
	Base fee	Incl. GST		Base fee	Incl. GST
<b>e) SPECIAL EVENTS (Ice in or out)</b>					
<b><u>Burnaby Lake &amp; Kensington Arenas</u></b>					
- Per day cost					
- Private	\$1,114.16 *	\$1,192.15 *	\$840.00 - \$1,700.00	\$1,136.44 *	\$1,215.99 *
- Preferred	\$763.21 *	\$816.63 *	\$210.00 - \$ 800.00	\$778.47 *	\$832.96 *
- Per hour cost					
- Private	\$109.23 *	\$116.88 *	\$ 66.00 - \$ 133.85	\$111.41 *	\$119.21 *
- Preferred	\$74.86 *	\$80.10 *	\$ 37.50 - \$ 80.00	\$76.36 *	\$81.71 *
- Set-Up / Take Down (per hour cost)					
- Private	\$69.64 *	\$74.51 *	No comparison	\$71.03 *	\$76.00 *
- Preferred	\$47.70 *	\$51.04 *	No comparison	\$48.65 *	\$52.06 *
					* + extra staff costs if required
<b><u>Bill Copeland Sports Centre</u></b>					
- Per day cost					
- Private	\$2,500.00 *	\$2,675.00 *	\$ 840.00 - \$2,500.00	\$2,000.00 *	\$2,140.00 *
- Preferred	\$1,350.00 *	\$1,444.50 *	\$ 210.00 - \$1,350.00	\$1,080.00 *	\$1,155.60 *
- Per hour cost					
- Private	\$250.00 *	\$267.50 *	\$ 75.00 - \$ 250.00	\$200.00 *	\$214.00 *
- Preferred	\$135.00 *	\$144.45 *	\$ 105.00 - \$ 135.00	\$108.00 *	\$115.56 *
- Set-Up / Take Down (per hour cost)					
- Private	\$160.94 *	\$172.21 *	No comparison	\$128.75 *	\$137.76 *
- Preferred	\$86.92 *	\$93.00 *	No comparison	\$69.54 *	\$74.41 *
					* + extra staff costs if required



**PROPOSED 2005 FACILITY USE FEE SCHEDULE**

SERVICES	2004 FEE		2004 MARKET RANGE OF FEE	PROPOSED 2005 FEE	
	Base fee	Incl. GST		Base fee	Incl. GST
<b>f) <u>SUMMER FLOOR RENTAL</u></b>					
<b><u>Burnaby Lake &amp; Kensington</u></b>					
<b><u>Dry Floor Activities</u></b> (Per hour cost)					
- School use (rollerblading only)					
- Minor (community groups)					
- Prime time	\$20.90	\$22.36	\$ 14.00 - \$ 26.25	\$21.32	\$22.81
- Non-prime time	\$28.97	\$31.00	\$ 14.95 - \$ 52.00	\$29.55	\$31.62
- Adult	\$23.96	\$25.64	\$ 11.43 - \$ 30.00	\$24.44	\$26.15
- Prime time	\$65.70	\$70.30	\$ 65.70 - \$133.85	\$68.99	\$73.82
- Non-prime time	\$39.19	\$41.93	\$ 39.19 - \$ 90.00	\$41.15	\$44.03
<b><u>Burnaby Lacrosse</u></b> (Per hour cost)					
<b>Prime Time:</b>					
- Minor / Intermediate / Junior "B"					
- Junior "A"	\$27.86	\$29.81	\$ 21.40 - \$ 39.07	\$28.42	\$30.41
- Senior	\$50.14 *	\$53.65 *	\$ 30.00 - \$ 51.07	\$50.14 *	\$53.65 *
- Senior "A" Practice	-	-	\$ 38.50 - \$ 75.00	\$66.47 *	\$71.12 *
- Senior "A" Game	\$64.14	\$68.63	-	-	-
- Senior "B"	\$66.19 *	\$70.82 *	-	-	-
	\$51.09	\$54.67			
		* + extra staff costs if required		* + extra staff costs if required	
<b>Non-Prime Time:</b>					
- Minor / Intermediate / Junior "B"	\$23.18	\$24.80	\$ 23.18 - \$ 30.00	\$23.64	\$25.29
- Junior "A"	\$36.76	\$39.33	\$ 24.50 - \$ 39.06	\$37.50	\$40.13
- Senior	\$36.76	\$39.33	\$ 36.75 - \$ 62.47	\$37.49	\$40.11

**PROPOSED 2005 FACILITY USE FEE SCHEDULE**

SERVICES	2004 FEE		2004 MARKET RANGE OF FEE	PROPOSED 2005 FEE	
	Base fee	Incl. GST		Base fee	Incl. GST
g) <b>SUMMER FLOOR RENTAL</b>					
<b>Bill Copeland Sports Centre</b>					
<b>Dry Floor Activities</b> (Per hour cost)					
- School use (rollerblading only)			\$ 0.00 - \$ 24.50	\$21.32	\$22.81
- Minor (community groups)			\$ 18.00 - \$ 44.98	\$40.00	\$42.80
- Prime time			\$ 14.00 - \$ 32.53	\$33.18	\$35.50
- Non-prime time					
- Adult					
- Prime time	\$20.90	\$22.36			
- Non-prime time	\$39.22	\$41.97			
- Prime time	\$32.53	\$34.81			
- Non-prime time	\$67.96	\$72.72	\$ 63.00 - \$ 90.05	\$71.36	\$76.36
- Non-prime time	\$40.66	\$43.51	\$ 40.66 - \$ 90.05	\$42.69	\$45.68
<b>Burnaby Lacrosse</b> (Per hour cost)					
<b>Prime Time:</b>					
- Minor / Intermediate / Junior "B"	\$38.81	\$41.53	\$ 17.66 - \$ 38.82	\$38.81	\$41.53
- Junior "A"	\$65.54 *	\$70.13 *	\$ 30.00 - \$ 65.54	\$65.54 *	\$70.13 *
- Senior	\$66.85 *	\$71.53 *	\$ 58.87 - \$ 66.85	\$66.85 *	\$71.53 *
				* + extra staff costs if required	
<b>Non-Prime Time:</b>					
- Minor / Intermediate / Junior "B"	\$37.86	\$40.51	\$ 17.66 - \$ 37.85	\$37.86	\$40.51
- Junior "A"	\$38.81	\$41.53	\$ 24.50 - \$ 47.10	\$39.59	\$42.36
- Senior	\$38.81	\$41.53	\$ 38.81 - \$ 60.00	\$40.36	\$43.19

**PROPOSED 2005 FACILITY USE FEE SCHEDULE**

SERVICES	2004 FEE		2004 MARKET RANGE OF FEE	PROPOSED 2005 FEE	
	Base fee	Incl. GST		Base fee	Incl. GST
<b>h) <u>ANCILLARY REVENUES</u></b> (i.e. sale of merchandise by rental group or organization) - Regular use - Registered non-profit society fundraisers	10% of gross revenue No charge		7 - 15% of gross revenue 7 - 15% of gross revenue	10% of gross revenue No charge	
<b>XVII. <u>ROWING PAVILION - BURNABY LAKE</u></b>  Boat Storage - Boat storage rental fee	\$1.50 / sq. ft. (total cost -1,820 sq ft.) @ \$1.50/sq. ft. = \$2,730.00 + G.S.T.	\$1.61 / sq. ft. (total cost -1,820 sq ft.) @ \$1.61/sq. ft. = \$2,930.20	No comparison	\$1.53 / sq. ft. (total cost -1,820 sq ft.) @ \$1.53/sq. ft. = \$2,784.60 + G.S.T.	\$1.64 / sq. ft. (total cost -1,820 sq ft.) @ \$1.64/sq. ft. = \$2,984.80

**PROPOSED 2005 FACILITY USE FEE SCHEDULE**

SERVICES	2004 FEE		2004 MARKET RANGE OF FEE	PROPOSED 2005 FEE	
	Base fee	Incl. GST		Base fee	Incl. GST
<p><b>XVIII. BURNABY VILLAGE MUSEUM</b></p> <p align="center">All Museum fees effective 2005 January 01 - December 31.</p>					
<p><b>a) PRIVATE RENTALS</b>                      Exclusive use by private group/individuals.</p> <p><b>Church</b></p> <ul style="list-style-type: none"> <li>- Wedding</li> <li>- Open season</li> <li>- Closed season</li> <li>- Memorial Service/Baptism</li> <li>- Open season</li> <li>- Closed season</li> </ul> <p><b>Discovery Room or Ice Cream Parlour</b></p> <ul style="list-style-type: none"> <li>- Reception/Social gathering (4 hours)</li> <li>- Reception/Social gathering (8 hours)</li> <li>- Additional hours</li> </ul> <p><b>Meeting Rate - Private</b>                      (Minimum 2 hour rental)                      (Discovery Room, Ice Cream Parlour or Carousel Activity Room).                      - Up to 100 people</p>	<p>\$339.31</p> <p>\$254.53</p> <p>\$227.16</p> <p>\$169.40</p> <p>\$320.00</p> <p>\$640.64</p> <p>\$125.08 /hr.</p> <p>\$46.27 /hr.</p>	<p>\$363.06</p> <p>\$272.35</p> <p>\$243.06</p> <p>\$181.26</p> <p>\$342.40</p> <p>\$685.48</p> <p>\$133.84 /hr.</p> <p>\$49.51 /hr.</p>	<p>\$200.00 - \$1,000.00</p> <p>\$160.00 - \$1,000.00</p> <p>\$300.00 - \$ 415.00</p> <p>\$300.00 - \$ 415.00</p> <p>\$250.00 - \$ 400.00</p> <p>\$500.00 - \$1,600.00</p> <p>\$ 46.00 - \$ 126.00</p> <p>\$59.00 - \$106.00</p>	<p>\$346.10</p> <p>\$259.62</p> <p>\$231.70</p> <p>\$172.79</p> <p>\$326.40</p> <p>\$653.45</p> <p>\$127.58 /hr.</p> <p>\$47.20 /hr.</p>	<p>\$370.33</p> <p>\$277.79</p> <p>\$247.92</p> <p>\$184.89</p> <p>\$349.25</p> <p>\$699.19</p> <p>\$136.51 /hr.</p> <p>\$50.50 /hr.</p>

**PROPOSED 2005 FACILITY USE FEE SCHEDULE**

SERVICES	2004 FEE		2004 MARKET RANGE OF FEE	PROPOSED 2005 FEE	
	Base fee	Incl. GST		Base fee	Incl. GST
<b>b) <u>PREFERRED RENTALS</u></b> Any recreation, sport or art club/organization or registered non-profit society; City depts.  <b><u>Meeting Rate - Preferred</u></b> (Minimum 2 hour rental) (Discovery Room, Ice Cream Parlour or Carousel Activity Room) - Up to 100 people  Use by Parks, Recreation & Cultural Svcs. Dept. or City Council	\$35.17 /hr.	\$37.63 /hr.	\$45.00 - \$61.58	\$35.87 /hr.	\$38.38 /hr.
	No charge	No charge	-	No charge	No charge
<b>c) <u>SITE RENTALS</u></b>  <b><u>Wedding Photos</u></b> - Photos during non-public hours  <b><u>Carousel Pavilion</u></b> (4 hour rental; up to 263 people) - with rides - each additional hour  <b><u>Entire Site</u></b> (max. 7 hours) - Under 500 people - 501 - 1,000 people - 1,001 - 1,500 people - 1,501 - 2,000 people	\$90.53	\$96.87	\$81.00 - \$135.00	\$92.34	\$98.80
	\$847.29 \$168.58 /hr.	\$906.60 \$180.38 /hr.	No comparison No comparison	\$864.24 \$171.95 /hr.	\$924.74 \$183.99 /hr.
	\$2,318.80 \$2,987.69 \$3,645.71 \$4,348.40	\$2,481.12 \$3,196.83 \$3,900.91 \$4,652.79	No comparison No comparison No comparison No comparison	\$2,365.18 \$3,047.44 \$3,718.62 \$4,435.37	\$2,530.74 \$3,260.76 \$3,978.92 \$4,745.85

**PROPOSED 2005 FACILITY USE FEE SCHEDULE**

SERVICES	2004 FEE		2004 MARKET RANGE OF FEE	PROPOSED 2005 FEE	
	Base fee	Incl. GST		Base fee	Incl. GST
<b>c) <u>SITE RENTALS (Cont'd)</u></b>  <u>Picnic Area</u> (max. 7 hours)  - Family / Individual (Up to 100 people) - Corporate (Admission extra)  <u>Tent Rental</u> - 20' x 20' - 10' x 10'	\$126.15 \$230.54	\$134.98 \$246.68	\$ 68.00 - \$135.00 No comparison	\$128.67 \$235.15	\$137.68 \$251.61
<b>d) <u>MUSEUM ADMISSION RATES</u></b>  <u>Single Admissions</u> - Adult - Senior / Disabled - Student / Youth (13-18 years) - Children (6-12 years) - Children (0- 5 years with parent)  <u>Group Rates</u> - Groups of 10 or more - Adult - Senior / Disabled - Student / Youth (13-18 years) - Children (6-12 years)	\$7.48 \$5.33 \$5.33 \$4.53 No charge	\$8.00 \$5.70 \$5.70 \$4.85 No charge	\$ 7.50 - \$18.00 \$ 5.00 - \$13.40 \$ 4.00 - \$13.40 \$ 3.50 - \$ 8.95 No charge	\$7.61 \$5.47 \$5.47 \$4.63 No charge	\$8.14 \$5.85 \$5.85 \$4.95 No charge
	\$6.17 \$4.02 \$4.02 \$3.74	\$6.60 \$4.30 \$4.30 \$4.00	\$6.50 - \$9.10 \$5.00 - \$8.50 \$4.00 - \$7.25 \$4.00 - \$7.25	\$6.31 \$4.11 \$4.11 \$3.83	\$6.75 \$4.40 \$4.40 \$4.10

**PROPOSED 2005 FACILITY USE FEE SCHEDULE**

SERVICES	2004 FEE		2004 MARKET RANGE OF FEE	PROPOSED 2005 FEE	
	Base fee	Incl. GST		Base fee	Incl. GST
<b>d) MUSEUM ADMISSION RATES (Cont'd)</b>  <u>Season Gate Pass</u> - Adult \$16.00 - Senior / Disabled \$11.40 - Student / Youth (13-18 years) \$11.40 - Children (6-12 years) \$9.60  <u>Carousel - Admission Rates</u> All ages - per ride \$1.50  <u>Challenge Group Pass</u> For Societies/Agencies/Hospitals serving people with disabilities (incl. Museum Admission and one Carousel ride) \$2.75	\$14.95	\$16.00	\$20.00 - \$35.00	\$15.23	\$16.30
	\$10.65	\$11.40	\$20.00 - \$30.00	\$10.89	\$11.65
	\$10.65	\$11.40	\$16.00 - \$30.00	\$10.89	\$11.65
	\$8.97	\$9.60	No comparison	\$9.16	\$9.80
	\$1.40	\$1.50	\$ 2.50 - \$ 4.00	\$1.40	\$1.50
	\$2.57	\$2.75	No comparison	\$2.62	\$2.80
<b>e) MUSEUM PROMOTIONAL COUPONS</b>  Used to promote the attraction, i.e. Entertainment Coupons, Gold Books, Shoppers Drug Mart coupons, Vancouver Attractions coupons.  - To an annual maximum value of \$20,000					
<b>f) MUSEUM COURTESY PASSES</b>  Used for promotional activities, public relations initiatives or to reimburse for disruption in services  - To an annual maximum value of \$5,000					

**PROPOSED 2005 FACILITY USE FEE SCHEDULE**

SERVICES	2004 FEE		2004 MARKET RANGE OF FEE	PROPOSED 2005 FEE	
	Base fee	Incl. GST		Base fee	Incl. GST
<p><b>XIX. <u>SERVICE CREDIT PROGRAM</u></b>                      Service credit for Burnaby residents in financial need as determined by a recognized outside agency                      Credit per person, per year</p>	\$135.00	\$135.00	\$125.00 - \$150.00	\$138.00	\$138.00
<p><b>XX. <u>FOOD SERVICES</u></b>                      Prices for food products are established according to industry practice; based on cost of food ranging from 28 - 50% of total price and market acceptance.</p>					

All categories on this page effective 2005 January 01 - December 31



**PROPOSED 2005 FACILITY USE FEE SCHEDULE**

SERVICES	2004 FEE		2004 MARKET RANGE OF FEE	PROPOSED 2005 FEE	
	Base fee	Incl. GST		Base fee	Incl. GST
<p><b>XXI. <u>COMPLIMENTARY PASSES</u></b></p> <p>Issued to Freemen, former Mayors and Councillors, former Commissioners, Council/Commission spouses or nominees, present and former MP's &amp; MLA's, members of the Burnaby School Board and members of the Burnaby Library Board. Passes provide access to arenas, pools, golf courses, indoor courts, weight rooms and the Burnaby Village Museum.</p> <p>- Annual maximum value of use - \$45,000</p>					
<p><b>XXII. <u>FEE WAIVERS</u></b></p> <p>Fee waivers are occasionally granted for special events such as the Burnaby Charity Golf Classic, the 24 Hour Relay for the Kids, Jack Crosby Novice All Star Tournament, etc.</p> <p>Maximum annual value - \$45,000</p>					
<p><b>XXIII. <u>COURTESY PASSES &amp; PROMOTIONS</u></b></p> <p>Used for promotional activities, public relations initiatives or to reimburse for disruption in services.</p> <p>(Note: Does not include golf services and Burnaby Village Museum)</p> <p>Maximum annual value - \$50,000</p>					
<p><b>All categories on this page effective 2005 January 01 - December 31</b></p>					