

TO: CITY MANAGER 2002 March 20

FROM: DIRECTOR PLANNING AND BUILDING OUR FILE: 04.310.8

SUBJECT: 2001 POPULATION AND DWELLING COUNTS FOR BURNABY

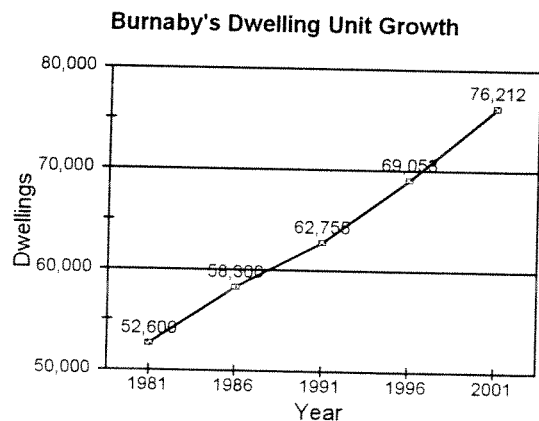
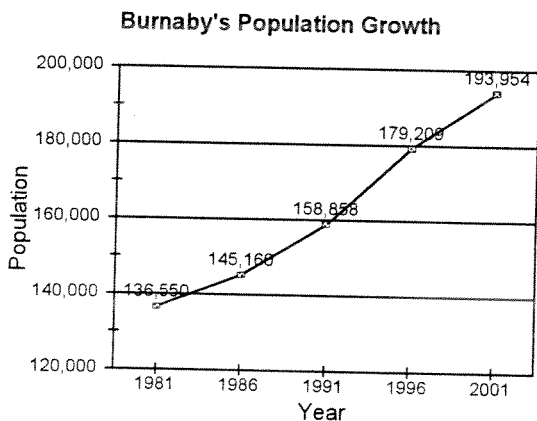
PURPOSE: To inform Council of the new population and dwelling counts for Burnaby as reported by Statistics Canada in the first release of information from the 2001 Census.

RECOMMENDATION:

1. **THAT** this report be received for the information of Council

REPORT

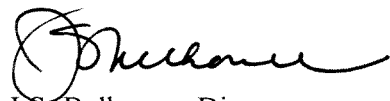
On 2002 March 12, Statistics Canada issued its first release of information gathered in the 2001 Census. Burnaby's population increased by 8.2 percent (14,745 people) from a 1996 total population of 179,209 to a 2001 population of 193,954. The number of residential units increased by 10.4 percent (7,159 units) from 69,053 units in 1996 to 76,212 units in 2001. These figures would indicate that there has been a slight decrease in average household size from 2.6 in 1996 to 2.5 in 2001. In comparison, the population growth rate for 1991 to 1996 was 12.8 percent and 9.4 percent for 1986 to 1991 while the number of dwellings increased by 10 percent between 1991 and 1996 and 7.6 percent between 1986 and 1991 (see graphs).



The GVRD's population increased by 8.5 percent from a 1996 population of 1,831,665 to a 2001 population of 1,986,965. The number of dwelling units increased by 12.7 percent from 697,429 units in 1996 to 786,277 units in 2001.

Statistics Canada will publish data collected in the 2001 Census in a series of eight releases starting in 2002 March and ending in 2003 May (see *Attachment 1*). The City will be obtaining this information by standard census geographies (e.g. census tracts) as well as by its own planning study areas. Council will be kept abreast of this information.

This report is provided for the information of Council.



J.S. Belhouse, Director
PLANNING AND BUILDING

BUSI.

MM\mw

Attachment

- cc: Director Engineering
Director Finance
Director Parks, Recreation and Cultural Services



Census Release Dates

March 2002

Population and Dwelling Counts
Occupied Private Dwellings
Collectives

July 2002

Age and Sex

October 2002

Marital Status
Common-law Status
Families
Dwellings and Households

December 2002

Language
Mobility and Migration

January 2003

Citizenship
Immigration
Birthplace and Birthplace of Parents
Ethnic Origin
Visible Minorities
Aboriginal

February 2003

Labour Force Activity
Presence of children
Occupation
Industry
Place of Work
Mode of Transportation
Language of Work
Unpaid Work

March 2003

Education
Field of Study
Highest Level of Schooling
Earnings

May 2003

Income of Individuals, Families and Households
Social and Economic Characteristics of Individuals, Families and Households
Shelter Costs
Religion

