

THE CITY OF BURNABY  
LOCAL GOVERNMENT ELECTION  
1996 NOVEMBER 16

TO WHOM IT MAY CONCERN:

In accordance with the provisions of Section 148 of the Municipal Act of B.C. I give below the results of the votes cast for each candidate for the offices indicated:

MAYOR (THREE YEAR TERM - 1 TO BE ELECTED)

BEGIN, GARY	6,506
BLOY, HARRY	1,893
DRUMMOND, DOUGLAS PATRICK	13,138
MOTIUK, JOHN WALTER	1,407

COUNCILLOR (THREE YEAR TERM - 8 TO BE ELECTED)

BOIVIN, LYLE	1,254
CAMPBELL, HELENA	7,875
CORRIGAN, DEREK	12,401
CRUDO, FRANK	2,673
DER, BARBARA	6,459
DHALIWAL, SAV SINGH	8,907
EVANS, DOUG	12,380
HETHERINGTON, TOM	2,092
HITTRICH, JULIA	1,874
JAHN, RALPH H.	4,830
JOHNSTON, DAN	10,729
KEITHLEY, JOE	1,811
KENNEDY, SHANE	3,143
KVENICH, NICK	2,030
LAL, ALLAN	1,946
LAWSON, DOREEN	10,126
MACKAY, NEIL H.	6,586
MAH, CHARLES	5,032
MANCINELLI, STEPHEN	2,032
NURANEY, JOHN	5,821
RANKIN, LEE	12,949
REDMAN, CELESTE	10,331
SPENCE, RUDY	5,847
TANG, JAMES	1,360
TSAMADOS, ARIS	1,497
VOLKOW, NICK	9,206
WOODS, JOHN	3,105
YOUNG, JIM	11,738

SCHOOL TRUSTEE (THREE YEAR TERM - 7 TO BE ELECTED)

AHMAD, M. SHARIF	3,078
BHALOO, HAKAM	5,392
BURTON, RON	13,462
CHAMI, PARVIN	5,635
CIARNIELLO, PINA	7,013
FISHER, BARBARA	9,394
GUERRIERO, ENZO	6,838
JONES, CAROL	13,958
PALIDDA, SAM	9,790
PANDHER, RAJINDER	8,672
PENNER, WARREN	7,334
PRINCE, RUBIN	2,155
REDMAN, MONDEE	11,021
RUSHTON, MARILYN	12,679
SMITH, ANNE	12,779
SPITZ, BARBARA	8,570

On 1996 November 20 the following persons, having the highest number of votes for the various offices, were proclaimed to be elected:

MAYOR (FOR A THREE YEAR TERM)

DRUMMOND, DOUGLAS PATRICK 13,138

COUNCILLOR (FOR A THREE YEAR TERM)

RANKIN, LEE 12,949  
CORRIGAN, DEREK 12,401  
EVANS, DOUG 12,380  
YOUNG, JIM 11,738  
JOHNSTON, DAN 10,729  
REDMAN, CELESTE 10,331  
LAWSON, DOREEN 10,126  
VOLKOW, NICK 9,206

SCHOOL TRUSTEE (FOR A THREE YEAR TERM)

JONES, CAROL 13,958  
BURTON, RON 13,462  
SMITH, ANNE 12,779  
RUSHTON, MARILYN 12,679  
REDMAN, MONDEE 11,021  
PALIDDA, SAM 9,790  
FISHER, BARBARA 9,394

BYLAW NO. 10477


"BURNABY PARK DEDICATION BYLAW 1996"

RESULTS AND PROCLAMATION

BYLAW NO. 10477

			%
1. BURNABY MOUNTAIN CONSERVATION AREA	YES	18,543	92.29
	NO	1,549	7.71
2. DEER LAKE PARK	YES	19,016	94.30
	NO	1,150	5.70
3. BYRNE CREEK RAVINE PARK	YES	16,851	88.46
	NO	2,198	11.54
4. TAYLOR PARK	YES	15,731	85.01
	NO	2,773	14.99
5. FOURTEENTH AVENUE RAVINE PARK	YES	15,806	85.35
	NO	2,712	14.65
6.. RON McLEAN PARK	YES	16,176	86.99
	NO	2,419	13.01
7. BURNABY FRASER FORESHORE PARK	YES	17,836	92.26
	NO	1,497	7.74
8. RICHMOND PARK	YES	16,352	86.94
	NO	2,457	13.06

GIVEN under my hand at BURNABY, British Columbia,  
1996 November 20.



---

D. R. Comis  
CHIEF ELECTION OFFICER

MAYOR AND COUNCILLORS  
CITY OF BURNABY

REPORT OF THE CHIEF ELECTION OFFICER  
1996 NOVEMBER 16

VOTING PLACE BY VOTING PLACE RESULTS:

*Attached* hereto are statements showing the Voting Place by Voting Place results for each candidate for the offices of Mayor, Councillor, School Trustee and Parks Referendum.

This is provided for the information of Council.



---

D.R. Comis  
Chief Election Officer

0001 GILMORE AVE. COMMUNITY SCHOOL

REGISTERED VOTERS - TOTAL	VOTES	PERCENT
BALLOTS CAST - TOTAL	2631	
VOTER TURNOUT - TOTAL	735	27.94

(1) BURBANY MOUNTAIN CONSERVATION AREA

YES	601	94.35
NO	36	5.65

(2) DEER LAKE PARK

YES	586	93.31
NO	42	6.69

(3) BYRNE CREEK RAVINE PARK

YES	518	88.55
NO	67	11.45

(4) TAYLOR PARK

YES	481	84.24
NO	90	15.76

(5) FOURTEENTH AVENUE RAVINE PARK

YES	495	86.09
NO	80	13.91

(6) RON McLEAN PARK

YES	496	86.26
NO	79	13.74

(7) BURBANY FRASER FORESHORE PARK

YES	545	91.14
NO	53	8.86

(8) RICHMOND PARK

YES	495	85.94
NO	81	14.06

MAYOR

BEGIN, GARY	123	17.13
BLOY, HARRY	55	7.66
DRUMMOND, DOUGLAS PATRICK	508	70.75
MOTIUK, JOHN WALTER	32	4.46

COUNCILLOR  
 VOTE FOR 8

BOIVIN, LYLE	43	.81
CAMPBELL, HELENA	181	3.42
CORRIGAN, DEREK	454	8.58
CRUDO, FRANK	89	1.68
DER, BARBARA	147	2.78
DHALIVAL, SAV SINGH	325	6.14
EVANS, DOUG	439	8.30
HEATHERINGTON, TOM	81	1.53
HITTRICH, JULIA	71	1.34
JAHN, RALPH H.	95	1.80
JOHNSTON, DAN	430	8.13
KEITHLEY, JOE	58	1.10
KENNEDY, SHANE	91	1.72
KVENNICH, NICK	56	1.06
LAL, ALLAN	47	.89
LAWSON, DOREEN	256	4.84
MACKAY, NEIL H.	142	2.68
MAH CHARLES	94	1.78
MANCIELLI, STEPHEN	89	1.68
MURANEY, JOHN	100	1.89
RANKIN, LEE	475	8.98
REDMAN, CELESTE	435	8.22
SPENCE, RUDY	127	2.40
TANG, JAMES	30	.57
TSAMADOS, ARIS	41	.78
VOUKOV, NICK	370	7.00
WOODS, JOHN	91	1.72
YOONG, JIM	432	8.17

SCHOOL TRUSTEE  
 VOTE FOR 7

AHMAD, M. SHARIF	80	1.82
BHALOO, HAKAM	102	2.32
BURTON, RON	502	11.43
CHAMI, PARVIN	108	2.46
CIARNIELLO, PINA	181	4.12
FISHER, BARBARA	239	5.44
GUERRIERO, ENZO	182	4.14
JONES, CAROL	486	11.07
PALIDDA, SAM	381	8.67
PANDHER, RAJINDER	330	7.51
PENNER, WARREN	172	3.92
PRINCE, RUBIN	61	1.39
REDMAN, MONDEE	425	9.68
RUSHTON, MARILYN	456	10.38
SMITH, ANNE	485	11.04
SPLITZ, BARBARA	202	4.60

0002 ROSSER ELEMENTARY SCHOOL

REGISTERED VOTERS - TOTAL	VOTES	PERCENT
BALLOTS CAST - TOTAL	1552	
VOTER TURNOUT - TOTAL	470	30.28

MAYOR	VOTES	PERCENT
BEGIN, GARY	67	14.69
BLOY, HARRY	40	8.77
DRUMMOND, DOUGLAS PATRICK	313	68.64
MOTLUK, JOHN WALTER	36	7.89

COUNCILLOR	VOTES	PERCENT
BOIVIN, LYLE	21	6.66
CAMPBELL, HELENA	105	3.30
CORRIGAN, DEREK	252	7.91
CRUDO, FRANK	60	1.88
DER, BARBARA	86	2.70
DHALIWAL, SAV SINGH	219	6.88
EVANS, DOUG	273	8.57
HETHERINGTON, TOM	52	1.63
HITTRICH, JULIA	51	1.60
JAHN, RALPH H.	49	1.54
JOHNSTON, DAN	247	7.76
KEITHLEY, JOE	40	1.26
KENNEDY, SHANE	55	1.73
KVENICH, NICK	42	1.32
LAL, ALLAN	46	1.44
LAUSON, DOREEN	136	4.33
MACKAY, NEIL H.	64	2.01
MAH, CHARLES	82	2.58
MANCINELLI, STEPHEN	50	1.57
NURANEY, JOHN	56	1.76
RANKIN, LEE	289	7.73
REDMAN, CELESTE	246	7.73
SPENCE, RUDY	61	1.92
TANG, JAMES	44	1.38
TSAMADOS, ARIS	27	.85
VOLKOW, NICK	203	6.38
WOODS, JOHN	73	2.29
YOUNG, JIM	253	7.95

SCHOOL TRUSTEE

VOTE FOR	VOTES	PERCENT
AHMAD, M. SHARIF	60	2.27
BHALOO, HAKAM	77	2.92
BURTON, RON	293	11.10
CHAMI, PARVIN	69	2.61
CIARNIELLO, PIMA	120	4.55
FISHER, BARBARA	139	5.27
GUERRIERO, ENZO	105	3.98
JONES, CAROL	296	11.21
PALIDDA, SAM	243	9.20
PANDHER, RAJINDER	210	7.95
PENNER, WARREN	85	3.22
PRINCE, RUBIN	50	1.89
REDMAN, MONDEE	256	9.70
RUSHTON, MARILYN	257	9.73
SMITH, ANNE	275	10.42
SPIITZ, BARBARA	105	3.98

(1) BURNABY MOUNTAIN CONSERVATION AREA	VOTES	PERCENT
YES	371	93.22
NO	27	6.78

(2) DEER LAKE PARK	VOTES	PERCENT
YES	359	91.82
NO	32	8.18

(3) BYRNE CREEK RAVINE PARK	VOTES	PERCENT
YES	307	84.81
NO	55	15.19

(4) TAYLOR PARK	VOTES	PERCENT
YES	287	81.30
NO	66	18.70

(5) FOURTEENTH AVENUE RAVINE PARK	VOTES	PERCENT
YES	286	81.25
NO	66	18.75

(6) RON McLEAN PARK	VOTES	PERCENT
YES	284	82.80
NO	59	17.20

(7) BURNABY FRASER FORESHORE PARK	VOTES	PERCENT
YES	320	89.64
NO	37	10.36

(8) RICHMOND PARK	VOTES	PERCENT
YES	297	84.86
NO	53	15.14

0003 CAPITOL HILL ELEMENTARY SCHOOL

REGISTERED VOTERS - TOTAL	VOTES	PERCENT
BALLOTS CAST - TOTAL	2488	
VOTER TURNOUT - TOTAL	730	29.34

(1) BURNABY MOUNTAIN CONSERVATION AREA	VOTES	PERCENT
YES	630	96.48
NO	23	3.52

MAYOR	VOTES	PERCENT
BEGIN, GARY	134	18.69
BLOY, HARRY	48	6.69
DRUMMOND, DOUGLAS PATRICK	491	68.48
MOTIUK, JOHN WALTER	44	6.14

(2) DEER LAKE PARK	VOTES	PERCENT
YES	618	96.11
NO	25	3.89

COUNCILLOR	VOTES	PERCENT
VOTE FOR 8	34	6.43
BOIVIN, LYLE	182	8.52
CAMPBELL, HELENA	452	1.70
CORRIGAN, DEREK	90	2.60
CRUDO, FRANK	138	6.05
DER, BARBARA	321	4.68
DHALIWAL, SAV SINGH	468	8.82
EVANS, DOUG	84	1.58
HETHERINGTON, TOM	55	1.04
HITTRICH, JULIA	93	1.75
JAIN, RALPH H.	401	7.56
JOHNSTON, DAN	51	0.96
KEITHLEY, JOE	88	1.66
KENNEDY, SHANE	60	1.13
KVENICH, NICK	48	0.90
LAL, ALLAN	266	5.01
LAWSON, DOREEN	150	2.83
MACKAY, NEIL H.	126	2.37
MAH, CHARLES	119	1.49
MANCINELLI, STEPHEN	79	2.22
MURANEY, JOHN	487	9.18
NURKIN, LEE	393	7.41
REDMAN, CELESTE	128	2.41
SPENCE, RUDY	46	0.87
TANG, JAMES	37	0.70
TSAMADOS, ARIS	359	6.77
VOLKOM, NICK	108	2.04
WOODS, JOHN	444	8.37
YOUNG, JIM		

(3) BYRNE CREEK RAVINE PARK	VOTES	PERCENT
YES	561	92.42
NO	46	7.58

(4) TAYLOR PARK	VOTES	PERCENT
YES	528	87.56
NO	75	12.44

(5) FOURTEENTH AVENUE RAVINE PARK	VOTES	PERCENT
YES	523	86.88
NO	79	13.12

(6) RON MCLEAN PARK	VOTES	PERCENT
YES	523	87.46
NO	75	12.54

(7) BURNABY FRASER FORESHORE PARK	VOTES	PERCENT
YES	571	92.54
NO	46	7.46

(8) RICHMOND PARK	VOTES	PERCENT
YES	541	89.13
NO	66	10.87

SCHOOL TRUSTEE

VOTE FOR 7	VOTES	PERCENT
AHMAD, M. SHARIF	86	1.98
BHALLO, HAKAM	98	2.26
BURTON, RON	485	11.17
CHAMI, PARVIN	120	2.76
CIARNIELLO, PINA	169	3.89
FISHER, BARBARA	232	5.34
GUERRIERO, ENZO	161	3.71
JONES, CAROL	506	11.66
PALIDDA, SAM	379	8.73
PANDHER, RAJINDER	320	7.37
PENNER, WARREN	179	4.12
PRINCE, RUBIN	54	1.24
REDMAN, MONDEE	430	9.91
RUSHTON, MARILYN	442	10.18
SMITH, ANNE	481	11.08
SPLITZ, BARBARA	199	4.58



1004 WESTRIDGE ELEMENTARY SCHOOL

REGISTERED VOTERS - TOTAL . . . . . 2190  
 BALLOT CAST - TOTAL . . . . . 641  
 VOTER TURNOUT - TOTAL . . . . . 29.27

VOTES PERCENT

AYOR  
 BEGIN, GARY . . . . . 177 28.18  
 BLOY, HARRY . . . . . 30 4.78  
 DRUMMOND, DOUGLAS PATRICK . . . . . 386 61.46  
 MOTIUK, JOHN WALTER . . . . . 35 5.57

(1) BURNABY MOUNTAIN CONSERVATION AREA  
 YES . . . . . 523 95.61  
 NO . . . . . 24 4.39

(2) DEER LAKE PARK  
 YES . . . . . 505 93.69  
 NO . . . . . 34 6.31

COUNCILLOR  
 VOTE FOR 8

BOTVIN, LYLE . . . . . 23 .52  
 CAMPBELL, HELENA . . . . . 194 4.38  
 CORRIGAN, DEREK . . . . . 356 8.03  
 CRUDO, FRANK . . . . . 63 1.42  
 DER, BARBARA . . . . . 147 3.32  
 DHALLIWAL, SAV SINGH . . . . . 239 5.39  
 EVANS, DOUG . . . . . 355 8.01  
 HETHERINGTON, TOM . . . . . 53 1.20  
 HITTICH, JULIA . . . . . 37 .83  
 JAHN, RALPH H. . . . . 125 2.82  
 JOHNSTON, DAN . . . . . 293 6.61  
 KEITHLEY, JOE . . . . . 50 1.13  
 KENNEDY, SHANE . . . . . 63 1.42  
 KVENICH, NICK . . . . . 56 1.26  
 LAL, ALLAN . . . . . 35 1.79  
 LAWSON, DOREEN . . . . . 276 6.22  
 MACKAY, NEIL H. . . . . 153 3.45  
 MAH, CHARLES . . . . . 129 2.91  
 MANCINELLI, STEPHEN . . . . . 62 1.40  
 NURANEY, JOHN . . . . . 128 2.89  
 RANKIN, LEE . . . . . 377 8.50  
 REDMAN, CELESTE . . . . . 320 7.22  
 SPENCE, RUDY . . . . . 130 2.93  
 TANG, JAMES . . . . . 32 .72  
 TSAMADOS, ARIS . . . . . 29 .65  
 VOLKOM, NICK . . . . . 275 6.20  
 WOODS, JOHN . . . . . 86 1.94  
 YOUNG, JIM . . . . . 348 7.85

(3) BYRNE CREEK RAVINE PARK  
 YES . . . . . 442 87.87  
 NO . . . . . 61 12.13

(4) TAYLOR PARK  
 YES . . . . . 423 85.63  
 NO . . . . . 71 14.37

(5) FOURTEENTH AVENUE RAVINE PARK  
 YES . . . . . 420 83.83  
 NO . . . . . 81 16.17

(6) RON MCLEAN PARK  
 YES . . . . . 421 85.57  
 NO . . . . . 71 14.43

(7) BURNABY FRASER FORESHORE PARK  
 YES . . . . . 470 91.80  
 NO . . . . . 42 8.20

(8) RICHMOND PARK  
 YES . . . . . 437 87.75  
 NO . . . . . 61 12.25

SCHOOL TRUSTEE  
 VOTE FOR 7

AHMAD, M. SHARIF . . . . . 61 1.65  
 BHALOO, HAKAM . . . . . 119 3.22  
 BURTON, RON . . . . . 372 10.08  
 CHAMI, PARVIN . . . . . 122 3.31  
 CIARIELLO, PINA . . . . . 196 5.31  
 FISHER, BARBARA . . . . . 226 6.12  
 GUERRIERO, ENZO . . . . . 236 6.39  
 JONES, CAROL . . . . . 379 10.27  
 PALIODA, SAM . . . . . 293 7.94  
 PANDHER, RAJINDER . . . . . 235 6.37  
 PENNER, WARREN . . . . . 183 4.96  
 PRINCE, RUBIN . . . . . 37 1.00  
 REDMAN, MONDIE . . . . . 323 8.75  
 RUSHTON, MARILYN . . . . . 346 9.37  
 SMITH, ANNE . . . . . 352 9.54  
 SPITZ, BARBARA . . . . . 211 5.72

0005 KITCHENER ELEMENTARY SCHOOL

REGISTERED VOTERS - TOTAL	VOTES	PERCENT
BALLOTS CAST - TOTAL	2538	
VOTER TURNOUT - TOTAL	565	22.26

MAJOR

BEGIN, GARY	91	16.52
BLOY, HARRY	57	10.34
DRUMMOND, DOUGLAS PATRICK	356	64.61
MOTIUK, JOHN WALTER	47	8.53

COUNCILLOR

VOTE FOR 8

BOIVIN, LYLE	41	1.05
CAMPBELL, HELENA	152	3.88
CORRIGAN, DEREK	309	7.88
CRUDO, FRANK	109	2.78
DER, BARBARA	114	2.91
DHALIVAL, SAV SINGH	233	5.95
EVANS, DOUG	313	7.99
HETHERINGTON, TOM	52	1.33
HITTRICH, JULIA	52	1.33
JAHN, RALPH H.	80	2.04
JOHNSTON, DAN	281	7.17
KETRILEY, JOE	46	1.17
KENNEDY, SHAHE	93	2.37
KVENICH, NICK	69	1.76
LAL, ALLAN	56	1.43
LAWSON, DOREEN	171	4.36
MACKEY, NEIL H.	89	2.27
MAH, CHARLES	80	2.04
MANCINELLI, STEPHEN	90	2.30
MURANEY, JOHN	90	2.30
RAKIN, LEE	333	8.50
REDMAN, CELESTE	273	6.97
SPENCE, RUDY	91	2.32
TANG, JAMES	39	1.00
TSAMADOOS, ARIS	43	1.10
VOLKOM, NICK	258	6.58
WOODS, JOHN	92	2.35
YOUNG, JIM	289	7.37

SCHOOL TRUSTEE

VOTE FOR 7

AHMAD, M. SHARIF	79	2.38
BHALOO, HAKAM	85	2.56
BURTON, RON	348	10.49
CHANI, PARVIN	91	2.74
CIARNIELLO, PINA	176	5.30
FISHER, BARBARA	162	4.88
GUERRIERO, ENZO	161	4.85
JONES, CAROL	355	10.70
PALIDDA, SAM	322	9.70
PANDHER, RAJINDER	248	7.47
PENNER, WARREN	128	3.86
PRINCE, RUBIN	64	1.93
REDMAN, MONDEE	310	9.34
RUSHTON, MARILYN	308	9.28
SMITH, ANNE	330	9.94
SPLITZ, BARBARA	152	4.58

(1) BURBARY MOUNTAIN CONSERVATION AREA

YES	VOTES	PERCENT
NO	426	91.22
YES	41	8.78

(2) DEER LAKE PARK

YES	VOTES	PERCENT
NO	420	92.31
YES	35	7.69

(3) BYRNE CREEK RAVINE PARK

YES	VOTES	PERCENT
NO	349	81.35
YES	80	18.65

(4) TAYLOR PARK

YES	VOTES	PERCENT
NO	332	79.05
YES	88	20.95

(5) FOURTEENTH AVENUE RAVINE PARK

YES	VOTES	PERCENT
NO	331	79.00
YES	88	21.00

(6) RON MCLEAN PARK

YES	VOTES	PERCENT
NO	340	81.15
YES	79	18.85

(7) BURBARY FRASER FORESHORE PARK

YES	VOTES	PERCENT
NO	376	87.44
YES	54	12.56

(8) RICHMOND PARK

YES	VOTES	PERCENT
NO	341	80.81
YES	81	19.19

0006 ALPHA SECONDARY SCHOOL

REGISTERED VOTERS - TOTAL . . . . . 2281  
 BALLOTS CAST - TOTAL . . . . . 611  
 VOTER TURNOUT - TOTAL . . . . . 26.79

VOTES PERCENT

MAYOR  
 BEGIN, GARY . . . . . 114 19.66  
 BLOY, HARRY . . . . . 51 8.79  
 DRUMMOND, DOUGLAS PATRICK . . . . . 366 63.10  
 MOTIUK, JOHN WALTER . . . . . 49 8.45

(2) DEER LAKE PARK

YES . . . . . 384 92.98  
 NO . . . . . 29 7.02

(3) BYRNE CREEK RAVINE PARK

YES . . . . . 305 81.55  
 NO . . . . . 69 18.45

(4) TAYLOR PARK

YES . . . . . 293 80.05  
 NO . . . . . 73 19.95

(5) FOURTEENTH AVENUE RAVINE PARK

YES . . . . . 293 80.94  
 NO . . . . . 69 19.06

(6) RON McLEAN PARK

YES . . . . . 296 81.32  
 NO . . . . . 68 18.68

(7) BURNABY FRASER FORESHORE PARK

YES . . . . . 330 87.07  
 NO . . . . . 49 12.93

(8) RICHMOND PARK

YES . . . . . 299 80.81  
 NO . . . . . 71 19.19

COUNCILLOR  
 VOTE FOR 8  
 BOIVIN, LYLE . . . . . 43 1.08  
 CAMPBELL, HELENA . . . . . 176 4.43  
 CORRIGAN, DEREK . . . . . 301 7.58  
 CRUDO, FRANK . . . . . 112 2.82  
 DER, BARBARA . . . . . 94 2.37  
 DHALLIVAL, SAV SINGH . . . . . 233 5.87  
 EVANS, DOUG . . . . . 312 7.85  
 HETHERINGTON, TOM . . . . . 61 1.54  
 HITTICH, JULIA . . . . . 63 1.59  
 JAHN, RALPH H. . . . . 81 2.04  
 JOHNSTON, DAN . . . . . 272 6.85  
 KEITHLEY, JOE . . . . . 42 1.06  
 KENNEDY, SHANE . . . . . 98 2.47  
 KVENICH, NICK . . . . . 62 1.56  
 LAL, ALLAN . . . . . 50 1.26  
 LAWSON, DOREEN . . . . . 157 3.95  
 MACKAY, NEIL H. . . . . 95 2.39  
 MAH, CHARLES . . . . . 86 2.17  
 MANCINELLI, STEPHEN . . . . . 103 2.59  
 NURANEY, JOHN . . . . . 68 1.71  
 RANKIN, LEE . . . . . 346 8.71  
 REDMAN, CELESTE . . . . . 293 7.38  
 SPENCE, RUDY . . . . . 93 2.34  
 TANG, JAMES . . . . . 56 1.41  
 TSAMADOS, ARIS . . . . . 28 0.70  
 VOLKOM, NICK . . . . . 243 6.12  
 WOODS, JOHN . . . . . 90 2.27  
 YOUNG, JIM . . . . . 314 7.91

SCHOOL TRUSTEE  
 VOTE FOR 7

AHMAD, M. SHARIF . . . . . 90 2.66  
 BHALOO, HAKAM . . . . . 95 2.80  
 BURTON, RON . . . . . 361 10.65  
 CHAMI, PARVIN . . . . . 105 3.10  
 CIARINIELLO, PINA . . . . . 201 5.93  
 FISHER, BARBARA . . . . . 167 4.93  
 GUERRIERO, ENZO . . . . . 158 4.66  
 JONES, CAROL . . . . . 355 10.48  
 PALIDA, SAM . . . . . 332 9.80  
 PANDHER, RAJINDER . . . . . 134 3.95  
 PENNER, WARREN . . . . . 67 1.98  
 PRINCE, RUBIN . . . . . 305 9.00  
 REDMAN, MONDEE . . . . . 305 9.00  
 RUSHION, MARILYN . . . . . 343 10.12  
 SMITH, ANNE . . . . . 139 4.10  
 SPLITZ, BARBARA . . . . . 139 4.10

0007 BRENTWOOD PARK ELEM. SCHOOL

REGISTERED VOTERS - TOTAL	VOTES	PERCENT
BALLOTS CAST - TOTAL	2280	
VOTER TURNOUT - TOTAL	595	26.10

	VOTES	PERCENT
(1) BURBARY MOUNTAIN CONSERVATION AREA		
YES	481	92.68
NO	38	7.32

MAYOR	VOTES	PERCENT
BEGIN, GARY	192	32.99
BLOY, HARRY	35	6.01
DUMMOND, DOUGLAS PATRICK	319	54.81
MOTTUK, JOHN WALTER	36	6.19

	VOTES	PERCENT
(2) DEER LAKE PARK		
YES	473	92.38
NO	39	7.62

COUNCILLOR  
 VOTE FOR 8

	VOTES	PERCENT
(3) BYRNE CREEK RAVINE PARK		
YES	400	84.57
NO	73	15.43

CAMPBELL, HELENA	26	5.96
CORRIGAN, DEREK	300	6.99
CRUDO, FRANK	60	1.40
DER, BARBARA	200	4.66
DHALIYAL, SAV SINGH	204	4.75
EVANS, DOUG	292	6.80
HETHERINGTON, TOM	48	1.12
HITTRICH, JULIA	33	0.77
JAHN, RALPH H.	143	3.33
JOHNSTON, DAN	278	6.48
KEITHLEY, JOE	25	0.58
KENNEDY, SHANE	79	1.86
KENNEDY, NICK	42	0.98
LAL, ALLAN	31	0.72
LAWSON, DOREEN	290	6.76
MACKAY, NEIL H.	210	4.89
MAH, CHARLES	143	3.33
MANCINELLI, STEPHEN	51	1.19
MURANEY, JOHN	171	3.98
RANKIN, LEE	315	7.34
REDMAN, CELESTE	244	5.68
SPENCE, RUDY	184	4.29
TANG, JAMES	32	0.75
TSAMADOS, ARIS	32	0.75
VOLKOM, NICK	230	5.36
WOODS, JOHN	84	1.96
YOUNG, JIM	289	6.73

	VOTES	PERCENT
(4) TAYLOR PARK		
YES	366	79.22
NO	96	20.78

	VOTES	PERCENT
(5) FOURTEENTH AVENUE RAVINE PARK		
YES	366	78.54
NO	100	21.46

	VOTES	PERCENT
(6) RON MCLEAN PARK		
YES	375	80.47
NO	91	19.53

	VOTES	PERCENT
(7) BURBARY FRASER FORESHORE PARK		
YES	436	89.16
NO	53	10.84

	VOTES	PERCENT
(8) RICHMOND PARK		
YES	389	83.30
NO	78	16.70

SCHOOL TRUSTEE  
 VOTE FOR 7

AHMAD, M. SHARIF	59	1.65
BRALDO, HAKAM	142	3.98
BURTON, RON	340	9.54
CHANI, PARVIN	157	4.40
CIARPIELLO, PINA	210	5.89
FISHER, BARBARA	278	7.80
GUERRIERO, ENZO	196	5.50
JONES, CAROL	345	9.68
PALIDA, SAM	233	6.54
PANDHER, RAJINDER	198	5.55
PENNER, WARREN	205	5.75
PRINCE, RUBIN	41	1.15
REDMAN, MONDEE	270	7.57
RUSHOM, MARILYN	312	8.75
SMITH, ANNE	312	8.75
SPIITZ, BARBARA	267	7.49

0008 BURNABY W. SCHOOL - S. BUILDING

REGISTERED VOTERS - TOTAL	BALLOTS CAST - TOTAL	VOTER TURNOUT - TOTAL	VOTES	PERCENT
2377	605	25.45		

MAYOR	VOTES	PERCENT
BEGIN, GARY	162	27.60
BLOY, HARRY	42	7.16
DRUMMOND, DOUGLAS PATRICK	358	60.99
MOTIUK, JOHN WALTER	25	4.26

COUNCILLOR  
 VOTE FOR 8

BOIVIN, LYLE	31	.72
CAMPBELL, HELENA	190	4.43
CORRIGAN, DEREK	330	7.69
CRUDO, FRANK	93	2.17
DER, BARBARA	159	3.70
DHALIVAL, SAV SINGH	214	4.99
EVANS, DOUG	319	7.43
HETHERINGTON, TOM	64	1.49
HITTRICH, JULIA	47	1.10
JAHN, RALPH H.	117	2.73
JOHNSTON, DAN	285	6.64
KEITHLEY, JOE	47	1.10
KENNEDY, SHANE	98	2.28
KVENICH, NICK	58	1.35
LAI, ALLAN	51	1.19
LAWSON, DOREEN	243	5.66
MACKAY, NEIL H.	149	3.47
MAH, CHARLES	138	3.22
MANCINELLI, STEPHEN	78	1.82
MURKIN, JOHN	116	2.70
NURANEY, LEE	343	7.99
REDMAN, CELESTE	277	6.45
SPEYCE, RUDY	126	2.94
TANG, JAMES	46	1.07
TSAMADOS, ARIS	32	.75
VOLKOM, NICK	233	5.43
WOODS, JOHN	89	2.07
YOUNG, JIM	319	7.43

SCHOOL TRUSTEE  
 VOTE FOR 7

AHMAD, M. SHARIF	77	2.14
BHALOD, HAKAM	130	3.61
BURTON, RON	354	9.82
CHAMI, PARVIN	138	3.83
CIARNIELLO, PINA	201	5.58
FISHER, BARBARA	230	6.38
GUERRIERO, ENZO	215	5.96
JONES, CAROL	370	10.26
PALIDDA, SAM	281	7.79
PANDHER, RAJINDER	213	5.91
PENNER, WAREN	184	5.10
PRINCE, RUBIN	50	1.39
REDMAN, MONDEE	294	8.16
RUSHTON, MARILYN	316	8.77
SMITH, ANNE	330	9.15
SPIZZ, BARBARA	222	6.16

(1) BURNABY MOUNTAIN CONSERVATION AREA	VOTES	PERCENT
YES	482	92.51
NO	39	7.49

(2) DEER LAKE PARK	VOTES	PERCENT
YES	488	93.67
NO	33	6.33

(3) BYRNE CREEK RAVINE PARK	VOTES	PERCENT
YES	411	85.80
NO	68	14.20

(4) TAYLOR PARK	VOTES	PERCENT
YES	382	82.33
NO	82	17.67

(5) FOURTEENTH AVENUE RAVINE PARK	VOTES	PERCENT
YES	393	84.70
NO	71	15.30

(6) ROW MCLEAN PARK	VOTES	PERCENT
YES	381	83.37
NO	76	16.63

(7) BURNABY FRASER FORESHORE PARK	VOTES	PERCENT
YES	430	88.84
NO	54	11.16

(8) RICHMOND PARK	VOTES	PERCENT
YES	405	84.91
NO	72	15.09

0009 PARKCREST ELEMENTARY SCHOOL

REGISTERED VOTERS - TOTAL	VOTES	PERCENT
BALLOT CAST - TOTAL	2649	
VOTER TURNOUT - TOTAL	819	30.92

VOTES PERCENT

VOTES PERCENT

(1) BURNABY MOUNTAIN CONSERVATION AREA  
 YES . . . . . 649 93.38  
 NO . . . . . 46 6.62

MAJOR  
 BEGIN, GARY . . . . . 246 30.60  
 BLOY, HARRY . . . . . 67 8.33  
 DRUMMOND, DOUGLAS PATRICK . . . . . 441 54.85  
 MOTIUK, JOHN WALTER . . . . . 50 6.22

(2) DEER LAKE PARK  
 YES . . . . . 658 95.50  
 NO . . . . . 31 4.50

COUNCILLOR  
 VOTE FOR 8

(3) BYRNE CREEK RAVINE PARK  
 YES . . . . . 567 88.18  
 NO . . . . . 76 11.82

BOIVIN, LYLE . . . . . 49 .85  
 CAMPBELL, HELENA . . . . . 277 4.79  
 CORRIGAN, DEREK . . . . . 414 7.16  
 CRUDO, FRANK . . . . . 116 2.01  
 DER, BARBARA . . . . . 229 3.96  
 DHALIYAL, SAV SINGH . . . . . 291 5.03  
 EVANS, DOUG . . . . . 411 7.11  
 HETHERINGTON, TOM . . . . . 65 1.12  
 HITTIRICH, JULIA . . . . . 62 1.07  
 JAHN, RALPH H. . . . . 179 3.09  
 JOHNSTON, DAN . . . . . 351 6.07  
 KEITHLEY, JOE . . . . . 52 .90  
 KENNEDY, SHAHE . . . . . 127 2.20  
 KENYICH, NICK . . . . . 75 1.30  
 LAL, ALLAN . . . . . 65 1.12  
 LAWSON, DOREEN . . . . . 377 6.52  
 MACKEY, NEIL H. . . . . 244 4.22  
 MAH, CHARLES . . . . . 219 3.79  
 MANCINELLI, STEPHEN . . . . . 69 1.19  
 NURANEY, JOHN . . . . . 206 3.56  
 RANKIN, LEE . . . . . 430 7.43  
 REDMAN, CELESTE . . . . . 338 5.84  
 SPENCE, RUDY . . . . . 206 3.56  
 TANG, JAMES . . . . . 60 1.04  
 TSAMADOS, ARIS . . . . . 52 .90  
 VOLKOM, NICK . . . . . 292 5.05  
 WOODS, JOHN . . . . . 127 2.20  
 YOUNG, JIM . . . . . 401 6.93

(4) TAYLOR PARK  
 YES . . . . . 516 82.43  
 NO . . . . . 110 17.57

(5) FOURTEENTH AVENUE RAVINE PARK  
 YES . . . . . 516 83.36  
 NO . . . . . 103 16.64

(6) RON MCLEAN PARK  
 YES . . . . . 526 84.57  
 NO . . . . . 96 15.43

(7) BURNABY FRASER FORESHORE PARK  
 YES . . . . . 594 91.95  
 NO . . . . . 52 8.05

(8) RICHMOND PARK  
 YES . . . . . 543 84.98  
 NO . . . . . 96 15.02

SCHOOL TRUSTEE  
 VOTE FOR 7

AHMAD, M. SHARIF . . . . . 111 2.30  
 BHALOO, HAKAM . . . . . 209 4.33  
 BURTON, RON . . . . . 453 9.38  
 CHAMI, PARVIN . . . . . 213 4.41  
 CIARNIELLO, PINA . . . . . 276 5.71  
 FISHER, BARBARA . . . . . 344 7.12  
 GUERRIERO, ENZO . . . . . 283 5.86  
 JONES, CAROL . . . . . 485 10.04  
 PALIDDA, SAM . . . . . 346 7.16  
 PANDHER, RAJINDER . . . . . 277 5.72  
 PENNER, WARREN . . . . . 268 5.55  
 PRINCE, RUBIN . . . . . 64 1.32  
 REDHAN, MONDEE . . . . . 354 7.33  
 RUSHTON, MARILYN . . . . . 427 8.84  
 SMITH, ANNE . . . . . 412 8.53  
 SPLITZ, BARBARA . . . . . 309 6.40

0010 LOCHDALE COMMUNITY SCHOOL

REGISTERED VOTERS - TOTAL	2598	VOTES PERCENT
BALLOTS CAST - TOTAL	642	
VOTER TURNOUT - TOTAL	24.71	

MAYOR

BEGIN, GARY	171	27.32
BLOY, HARRY	58	9.27
DRUMMOND, DOUGLAS PATRICK	356	56.87
MOTIUK, JOHN WALTER	41	6.35

COUNCILOR

VOTE FOR 8	24	.53
BOIVIN, LYLE	208	4.61
CAMPBELL, HELENA	326	7.23
CORRIGAN, DEREK	93	2.06
CRUDO, FRANK	185	4.10
DER, BARBARA	242	5.37
DHALIWAL, SAV SINGH	326	7.23
EVANS, DOUG	47	1.04
HETHERINGTON, TOM	52	1.15
HITTRICH, JULIA	140	3.11
JAHN, RALPH H.	276	6.12
JOHNSTON, DAN	276	6.12
KEITHLEY, JOE	53	1.18
KENNEDY, SHANE	95	2.11
KVENICH, NICK	80	1.77
LAL, ALLAN	61	1.35
LAWSON, DOREEN	278	6.17
MACKAY, NEIL H.	182	4.04
MAH, CHARLES	147	3.26
MANCINELLI, STEPHEN	68	1.51
NURANEY, JOHN	137	3.04
RANKIN, LEE	325	7.21
REDMAN, CELESTE	257	5.70
SPENCE, RUDY	167	3.70
TANG, JAMES	49	1.09
TSAMADOS, ARIS	48	1.06
VOLKOW, NICK	244	5.41
WOODS, JOHN	100	2.22
YOUNG, JIM	298	6.61

SCHOOL TRUSTEE

VOTE FOR 7	88	2.40
AHMAD, M. SHARIF	148	4.03
BHALOO, HAKAM	356	9.71
BURTON, RON	148	4.03
CHAMI, PARVIN	194	5.29
CIARNIELLO, PINA	246	6.71
FISHER, BARBARA	214	5.83
GUERRIERO, ENZO	369	10.06
JONES, CAROL	290	7.91
PALIDDA, SAM	214	5.83
PANDHER, RAJINDER	195	5.32
PENNER, WARREN	47	1.28
PRINCE, RUBIN	272	7.42
REDMAN, MONDEE	312	8.51
RUSHTON, MARILYN	337	9.19
SMITH, ANNE	238	6.49
SPIITZ, BARBARA		

(1) BURBARY MOUNTAIN CONSERVATION AREA

YES	533	94.21
NO	34	5.79

(2) DEER LAKE PARK

YES	542	94.43
NO	32	5.57

(3) BYRNE CREEK RAVINE PARK

YES	464	87.38
NO	67	12.62

(4) TAYLOR PARK

YES	448	85.01
NO	79	14.99

(5) FOURTEENTH AVENUE RAVINE PARK

YES	437	83.08
NO	89	16.92

(6) ROM MCLEAN PARK

YES	453	85.31
NO	78	14.69

(7) BURBARY FRASER FORESHORE PARK

YES	502	92.11
NO	43	7.89

(8) RICHMOND PARK

YES	469	87.17
NO	69	12.83

111 SPERLING AVENUE ELEM. SCHOOL

REGISTERED VOTERS - TOTAL	VOTES	PERCENT
2798		
VALLOTS CAST - TOTAL	715	25.55
OTHER TURNOUT - TOTAL		

NAME	VOTES	PERCENT
YOR		
EGIN, GARY	172	24.93
LOY, HARRY	90	13.04
RICHMOND, DOUGLAS PATRICK	388	56.23
OTIUK, JOHN WALTER	40	5.80

NAME	VOTES	PERCENT
UNCILLOR		
TE FOR 8		
OIVIN, LYLE	29	4.17
AMPELL, HELENA	203	28.53
ORRIGAN, DEREK	364	50.63
RUDO, FRANK	107	14.85
ER, BARBARA	170	23.21
HALLIHAL, SAV SINGH	260	35.98
ANS, DUG	354	48.18
ETHERINGTON, TOM	66	9.09
ETTRICH, JULIA	41	5.53
VIN, RALPH H.	107	14.55
HNSTON, DAN	328	44.53
ITHLEY, JOE	54	7.33
ENNEDY, SHANE	121	16.41
ENICH, NICK	109	14.73
L, ALLAN	82	11.12
WSON, DOREEN	287	39.12
ICKAY, NEIL H.	166	22.52
W, CHARLES	122	16.36
WNCINELLI, STEPHEN	63	8.53
BRANEY, JOHN	156	21.12
ANKIN, LEE	396	53.61
EDMAN, CELESTE	289	39.12
DENCE, RUDY	151	20.30
NG, JAMES	38	5.14
AMADOS, ARIS	74	10.01
ILKOM, NICK	272	36.63
XOS, JOHN	134	18.21
XUNG, JIM	328	44.53

NAME	VOTES	PERCENT
FOOL TRUSTEE		
E FOR 7		
HMAD, M. SHARIF	135	18.32
ALOD, HAKAM	165	22.25
RTON, RON	380	51.14
AMI, PARVIN	155	20.77
ARNIELLO, PINA	177	23.86
SHER, BARBARA	269	36.21
ERRIERO, ENZO	186	25.13
ES, CAROL	419	56.32
LIDDA, SAM	275	36.85
NDHER, RAJINDER	255	34.23
NNER, WARREN	188	25.40
INCE, RUBIN	71	9.58
DHAN, MONDEE	318	42.99
SHITOM, MARILYN	365	49.27
ITH, ANNE	384	51.85
ITZ, BARBARA	236	31.61

(1) BURBANY MOUNTAIN CONSERVATION AREA	VOTES	PERCENT
YES	549	91.50
NO	51	8.50

(2) DEER LAKE PARK	VOTES	PERCENT
YES	552	93.09
NO	41	6.91

(3) BYRNE CREEK RAVINE PARK	VOTES	PERCENT
YES	474	85.41
NO	81	14.59

(4) TAYLOR PARK	VOTES	PERCENT
YES	460	82.88
NO	95	17.12

(5) FOURTEENTH AVENUE RAVINE PARK	VOTES	PERCENT
YES	448	82.50
NO	95	17.50

(6) RON McLEAN PARK	VOTES	PERCENT
YES	451	83.06
NO	92	16.94

(7) BURBANY FRASER FORESHORE PARK	VOTES	PERCENT
YES	498	88.77
NO	63	11.23

(8) RICHMOND PARK	VOTES	PERCENT
YES	463	83.73
NO	90	16.27



0012 FOREST GROVE ELEMENTARY SCHOOL

REGISTERED VOTERS - TOTAL	VOTES	PERCENT
BALLOTS CAST - TOTAL	2078	
VOTER TURNOUT - TOTAL	458	22.04

MAYOR	VOTES	PERCENT
BEGIN, GARY	131	29.37
BLOY, HARRY	47	10.54
DRUMMOND, DOUGLAS PATRICK	251	56.28
MOTIUK, JOHN WALTER	17	3.81

COUNCILLOR	VOTES	PERCENT
BOIVIN, LYLE	11	3.3
CAMPBELL, HELENA	151	4.59
CORRIGAN, DEREK	240	7.29
CRUDO, FRANK	49	1.49
DER, BARBARA	144	4.37
DHALIHAL, SAV SINGH	167	5.07
EVANS, DOUG	210	6.38
HETHERINGTON, TOM	63	1.91
HITTRICH, JULIA	65	1.97
JAIN, RALPH H.	96	2.92
JOHNSTON, DAN	183	5.56
KEITHLEY, JOE	65	1.97
KENNEDY, SHANE	68	2.07
KENNIC, NICK	34	1.04
LAL, ALLAN	57	1.73
LAWSON, DOREEN	231	7.02
MACKAY, NEIL H.	133	4.04
MAI, CHARLES	113	3.43
MANCINELLI, STEPHEN	59	1.79
MURANEY, JOHN	111	3.37
RAKIN, LEE	252	7.65
REDMAN, CELESTE	195	5.92
SPENCE, RUDY	110	3.34
TANG, JAMES	11	.33
TSAMADOS, ARIS	39	1.18
VOLKOW, NICK	178	5.41
WOODS, JOHN	57	1.73
YOUNG, JIM	200	6.08

(1) BURBANY MOUNTAIN CONSERVATION AREA	VOTES	PERCENT
YES	405	96.20
NO	16	3.80

(2) DEER LAKE PARK	VOTES	PERCENT
YES	410	98.32
NO	7	1.68

(3) BYRNE CREEK RAVINE PARK	VOTES	PERCENT
YES	383	93.87
NO	25	6.13

(4) TAYLOR PARK	VOTES	PERCENT
YES	365	91.71
NO	33	8.29

(5) FOURTEENTH AVENUE RAVINE PARK	VOTES	PERCENT
YES	369	93.18
NO	27	6.82

(6) ROW MCLEAN PARK	VOTES	PERCENT
YES	374	93.27
NO	27	6.73

(7) BURBANY FRASER FORESHORE PARK	VOTES	PERCENT
YES	399	98.03
NO	8	1.97

(8) RICHMOND PARK	VOTES	PERCENT
YES	376	94.00
NO	24	6.00

SCHOOL TRUSTEE	VOTES	PERCENT
AHMAD, M. SHARIF	69	2.51
BHALOO, HAKAM	125	4.55
BURTON, RON	264	9.61
CHAMI, PARVIN	110	4.00
CIARIELLO, PINA	145	5.28
FISHER, BARBARA	202	7.35
GUERRIERO, ENZO	147	5.35
JONES, CAROL	261	9.50
PALIDA, SAM	184	6.70
PANDHER, RAJINDER	176	6.40
PENNER, VAREN	138	5.02
PRINCE, RUBIN	33	1.20
REDMAN, MONDEE	209	7.61
RUSHION, HARILYN	248	9.02
SMITH, ANNE	258	9.39
SPLITZ, BARBARA	179	6.51

113 STONEY CREEK COMMUNITY SCHOOL  
 REGISTERED VOTERS - TOTAL . . . . . 2243  
 BALLOTS CAST - TOTAL . . . . . 501  
 VOTER TURNOUT - TOTAL . . . . . 22.34

IVOR  
 LEGIN, GARY . . . . . 129  
 HLOY, HARRY . . . . . 47  
 RUMMOND, DOUGLAS PATRICK . . . . . 296  
 ROTIUK, JOHN WALTER . . . . . 23  
 . . . . . 4.65

MUNCILLOR  
 VOTE FOR 8  
 JOIVIN, LYLE . . . . . 22  
 JAMPBELL, HELENA . . . . . 161  
 JORRIGAN, DEREK . . . . . 292  
 KRUDO, FRANK . . . . . 59  
 MER, BARBARA . . . . . 138  
 JHALIIVAL, SAV SINGH . . . . . 217  
 JANS, DOUG . . . . . 288  
 JETHERINGTON, TOM . . . . . 55  
 JITTERICH, JULIA . . . . . 63  
 JAHN, RALPH H. . . . . 105  
 JONHSTON, DAN . . . . . 245  
 JETHLEY, JOE . . . . . 46  
 JENEDY, SHANE . . . . . 64  
 JENICH, NICK . . . . . 44  
 JAL, ALLAN . . . . . 40  
 JAMSON, DOREEN . . . . . 219  
 JACKAY, NEIL H. . . . . 141  
 JAH, CHARLES . . . . . 94  
 JANCINELLI, STEPHEN . . . . . 59  
 JURANEY, JOHN . . . . . 111  
 JANKIN, LEE . . . . . 278  
 JEDMAN, CELESTE . . . . . 256  
 JEPENCE, RUDY . . . . . 125  
 JANG, JAMES . . . . . 20  
 JAMADOS, ARIS . . . . . 36  
 JOLKOW, NICK . . . . . 198  
 JODDS, JOHN . . . . . 72  
 JODDING, JIM . . . . . 276  
 . . . . . 1.93  
 . . . . . 7.41

SCHOOL TRUSTEE  
 VOTE FOR 7  
 JAHMAD, M. SHARIF . . . . . 74  
 JHALOOD, HAKAM . . . . . 127  
 JHURTON, RON . . . . . 309  
 JHAMIT, PARVIN . . . . . 127  
 JIARNIELLO, PINA . . . . . 144  
 JISHER, BARBARA . . . . . 209  
 JIRRIERO, ENZO . . . . . 144  
 JONES, CAROL . . . . . 144  
 JALIDDA, SAM . . . . . 329  
 JANDHER, RAJINDER . . . . . 251  
 JANNER, WARREN . . . . . 211  
 JARINCE, RUBIN . . . . . 151  
 JEDMAN, MONDEE . . . . . 45  
 JEDMAN, MONDEE . . . . . 264  
 JUSHTON, MARILYN . . . . . 313  
 JITH, ANNE . . . . . 284  
 JITZ, BARBARA . . . . . 194  
 . . . . . 9.00  
 . . . . . 6.15

(1) BURBANY MOUNTAIN CONSERVATION AREA  
 YES . . . . . 462  
 NO . . . . . 16  
 VOTES PERCENT  
 96.65  
 3.35

(2) DEER LAKE PARK  
 YES . . . . . 459  
 NO . . . . . 12  
 VOTES PERCENT  
 97.45  
 2.55

(3) BYRNE CREEK RAVINE PARK  
 YES . . . . . 417  
 NO . . . . . 28  
 VOTES PERCENT  
 93.71  
 6.29

(4) TAYLOR PARK  
 YES . . . . . 393  
 NO . . . . . 45  
 VOTES PERCENT  
 89.73  
 10.27

(5) FOURTEENTH AVENUE RAVINE PARK  
 YES . . . . . 406  
 NO . . . . . 37  
 VOTES PERCENT  
 91.65  
 8.35

(6) RON MCLEAN PARK  
 YES . . . . . 401  
 NO . . . . . 42  
 VOTES PERCENT  
 90.52  
 9.48

(7) BURBANY FRASER FORESHORE PARK  
 YES . . . . . 433  
 NO . . . . . 18  
 VOTES PERCENT  
 96.01  
 3.99

(8) RICHMOND PARK  
 YES . . . . . 422  
 NO . . . . . 30  
 VOTES PERCENT  
 93.36  
 6.64

014 CASCADE HEIGHTS ELEM. SCHOOL

REGISTERED VOTERS - TOTAL . . . . . 3251  
 BALLOTS CAST - TOTAL . . . . . 916  
 VOTER TURNOUT - TOTAL . . . . . 28.18

VOTES PERCENT

(1) BURNABY MOUNTAIN CONSERVATION AREA  
 YES . . . . . 680 90.91  
 NO . . . . . 68 9.09

AYOR . . . . . 264 29.37  
 BEGIN, GARY . . . . . 78 8.68  
 BLOY, HARRY . . . . . 497 55.28  
 BURKHARD, DOUGLAS PATRICK . . . . . 60 6.67  
 WOTLUK, JOHN WALTER . . . . .

(2) DEER LAKE PARK  
 YES . . . . . 689 92.24  
 NO . . . . . 58 7.76

JUNCLLOR  
 TE FOR 8

(3) BYRNE CREEK RAVINE PARK  
 YES . . . . . 614 86.72  
 NO . . . . . 94 13.28

BOIVIN, LYLE . . . . . 48 4.72  
 CAMPBELL, HELENA . . . . . 300 7.16  
 CORRIGAN, DEREK . . . . . 455 11.31  
 CRUDO, FRANK . . . . . 131 2.06  
 DER, BARBARA . . . . . 236 3.71  
 DHALIWAL, SAV SINGH . . . . . 339 5.34  
 EVANS, DOUG . . . . . 452 7.11  
 HETHERINGTON, TOM . . . . . 106 1.67  
 HITTICH, JULIA . . . . . 100 1.57  
 JAHN, RALPH H. . . . . 178 2.80  
 JOHNSTON, DAN . . . . . 370 5.82  
 KEITHLEY, JOE . . . . . 141 2.22  
 KENNEDY, SHANE . . . . . 139 2.19  
 KYENICH, NICK . . . . . 89 1.40  
 LAL, ALLAN . . . . . 105 1.65  
 LAWSON, DOREEN . . . . . 105 1.65  
 LAUSON, DOREEN . . . . . 353 5.56  
 MACRAY, NEIL H. . . . . 229 3.60  
 MAH, CHARLES . . . . . 173 2.72  
 MANCINELLI, STEPHEN . . . . . 98 1.54  
 NURANEY, JOHN . . . . . 272 4.28  
 RANKIN, LEE . . . . . 472 7.43  
 REDMAN, CELESTE . . . . . 365 5.75  
 SPENCE, RUDY . . . . . 209 3.29  
 TANG, JAMES . . . . . 53 3.83  
 TSAMADOS, ARIS . . . . . 61 1.96  
 VOLKOM, NICK . . . . . 330 5.19  
 WOODS, JOHN . . . . . 119 1.87  
 YOUNG, JIM . . . . . 430 6.77

(4) TAYLOR PARK  
 YES . . . . . 578 83.65  
 NO . . . . . 113 16.35

(5) FOURTEENTH AVENUE RAVINE PARK  
 YES . . . . . 580 84.06  
 NO . . . . . 110 15.94

(6) RON McLEAN PARK  
 YES . . . . . 585 84.54  
 NO . . . . . 107 15.46

(7) BURNABY FRASER FORESHORE PARK  
 YES . . . . . 655 90.59  
 NO . . . . . 68 9.41

(8) RICHMOND PARK  
 YES . . . . . 603 86.02  
 NO . . . . . 98 13.98

SCHOOL TRUSTEE  
 VOTE FOR 7

AHMAD, M. SHARIF . . . . . 155 2.94  
 BHALOD, HAKAM . . . . . 249 4.73  
 BURTON, RON . . . . . 495 9.40  
 CHANI, PARVIN . . . . . 295 5.60  
 CIARNIELLO, PINA . . . . . 265 5.03  
 FISHER, BARBARA . . . . . 363 6.89  
 GUERRIERO, ENZO . . . . . 243 4.61  
 JONES, CAROL . . . . . 515 9.78  
 PALLIDA, SAM . . . . . 349 6.63  
 PANDHER, RAJINDER . . . . . 317 6.02  
 PENNER, WARREN . . . . . 285 5.41  
 PRINCE, RUBIN . . . . . 73 1.39  
 REDMAN, MONDEE . . . . . 398 7.56  
 RUSHTON, MARILYN . . . . . 457 8.68  
 SMITH, ANNE . . . . . 494 9.58  
 SPLITZ, BARBARA . . . . . 313 5.94

015 DOUGLAS ELEMENTARY SCHOOL

REGISTERED VOTERS - TOTAL	VOTES	PERCENT
BALLOTS CAST - TOTAL	2168	
VOTER TURNOUT - TOTAL	649	29.94

NAME	VOTES	PERCENT
AYOR		
BEGIN, GARY	185	28.77
BLOY, HARRY	40	6.22
BURMOND, DOUGLAS PATRICK	361	56.14
WOTIUK, JOHN WALTER	57	8.86

NAME	VOTES	PERCENT
UNCILLOR		
WIE FOR 8		
WIVIN, LYLE	38	8.0
WAMPBELL, HELENA	217	4.55
WORRIGAN, DEREK	364	7.64
WURO, FRANK	42	.88
WYER, BARBARA	187	3.92
WYLLIALL, SAV SINGH	269	5.64
WYNS, DOUG	346	7.26
WYETHERINGTON, TOM	65	1.36
WYTRICH, JULIA	50	1.05
WYHN, RALPH H.	137	2.87
WYHONSTON, DAN	300	6.29
WYTHLEY, JOE	60	1.26
WYENEDY, SHANE	65	1.36
WYENICH, NICK	49	1.03
WY, ALLAN	43	.90
WYSON, DOREEN	323	6.78
WYKAY, NEIL H.	206	4.32
WYH, CHARLES	138	2.90
WYANCINELLI, STEPHEN	59	1.24
WYRANEY, JOHN	215	4.51
WYANKIN, LEE	375	7.87
WYEDMAN, CELESTE	300	6.29
WYENCE, RUDY	199	4.18
WYANG, JAMES	26	.55
WYSAMADOS, ARIS	25	.52
WYOLKON, NICK	264	5.34
WYOODS, JOHN	64	1.34
WYOUNG, JIM	340	7.13

NAME	VOTES	PERCENT
SCHOOL TRUSTEE		
WIE FOR 7		
WYHAD, M. SHARIF	82	2.06
WYHALDO, HAKAM	170	4.27
WYHURTON, RON	389	9.76
WYHAMI, PARVIN	187	4.69
WYIARNIELLO, PINA	205	5.15
WYISHER, BARBARA	268	6.73
WYJERRIERO, ENZO	197	4.94
WYJONES, CAROL	405	10.17
WYKALIDA, SAM	270	6.78
WYKANDHER, RAJINDER	249	6.25
WYKENNER, VAREEN	207	5.20
WYKINCE, RUBIN	55	1.38
WYKEDMAN, MONDEE	304	7.63
WYKUSHTON, MARILYN	383	9.61
WYKWITH, ANNE	345	8.66
WYKPIITZ, BARBARA	268	6.73

(1) BURBANY MOUNTAIN CONSERVATION AREA	VOTES	PERCENT
YES	549	92.74
NO	43	7.26

(2) DEER LAKE PARK	VOTES	PERCENT
YES	576	95.84
NO	25	4.16

(3) BYRNE CREEK RAVINE PARK	VOTES	PERCENT
YES	520	90.28
NO	56	9.72

(4) TAYLOR PARK	VOTES	PERCENT
YES	478	84.75
NO	86	15.25

(5) FOURTEENTH AVENUE RAVINE PARK	VOTES	PERCENT
YES	487	86.50
NO	76	13.50

(6) RON MCLEAN PARK	VOTES	PERCENT
YES	493	87.26
NO	72	12.74

(7) BURBANY FRASER FORESHORE PARK	VOTES	PERCENT
YES	553	94.05
NO	35	5.95

(8) RICHMOND PARK	VOTES	PERCENT
YES	487	85.29
NO	84	14.71

0016 CANADA WAY EDUCATION CENTRE

REGISTERED VOTERS - TOTAL	VOTES	PERCENT
BALLOT'S CAST - TOTAL	1593	
VOTER TURNOUT - TOTAL	354	22.22

MAYOR	VOTES	PERCENT
BEGIN, GARY	105	30.43
BLOY, HARRY	28	8.12
DRUMMOND, DOUGLAS PATRICK	189	54.76
MOTIUK, JOHN WALTER	23	6.67

COUNCILLOR	VOTES	PERCENT
VOTE FOR 8		
BOIVIN, LYLE	12	.49
CAMPBELL, HELENA	116	4.76
CORRIGAN, DEREK	179	7.34
CRUDO, FRANK	36	1.48
DER, BARBARA	106	4.35
DHALIYAL, SAV SINGH	145	5.95
EVANS, DOUG	172	7.05
HEATHERINGTON, TOM	25	1.03
HITTRICH, JULIA	25	1.03
JAHN, RALPH H.	70	2.87
JOHNSTON, DAN	150	6.15
KETHLEY, JOE	29	1.19
KENNEDY, SHAHE	43	1.76
KYENICH, NICK	33	1.35
LAL, ALLAN	47	1.93
LAWSON, DOREEN	130	5.33
MACKAY, NEIL H.	77	3.16
MAH, CHARLES	71	2.91
MANCINELLI, STEPHEN	28	1.15
MURANEY, JOHN	106	4.35
REDMAN, LEE	204	8.36
REDMAN, CELESTE	151	6.19
SPENCE, RUDY	74	3.03
TANG, JAMES	26	1.07
TSAMDOOS, ARIS	24	.98
VOJKOV, NICK	142	5.82
WOODS, JOHN	148	1.97
YOUNG, JIM	170	6.97

SCHOOL TRUSTEE	VOTES	PERCENT
VOTE FOR 7		
AHMAD, M. SHARIF	73	3.57
BHALOD, HAKAM	97	4.75
BURTON, RON	194	9.49
CHAMI, PARVIN	97	4.75
CIARNIELLO, PINA	86	4.21
FISHER, BARBARA	132	6.46
GUERRIERO, ENZO	93	4.55
JONES, CAROL	200	9.78
PALIDDA, SAM	144	7.05
PANDHER, RAJINDER	131	6.41
PENNER, WARREN	101	4.94
PRINCE, RUBIN	37	1.81
REDMAN, MONDEE	157	7.68
RUSHTON, MARILYN	188	9.20
SMITH, ANNE	184	9.00
SPITZ, BARBARA	130	6.36

(1) BURNABY MOUNTAIN CONSERVATION AREA	VOTES	PERCENT
YES	246	94.25
NO	15	5.75

(2) DEER LAKE PARK	VOTES	PERCENT
YES	258	96.63
NO	9	3.37

(3) BYRNE CREEK RAVINE PARK	VOTES	PERCENT
YES	219	90.87
NO	22	9.13

(4) TAYLOR PARK	VOTES	PERCENT
YES	203	87.50
NO	29	12.50

(5) FOURTEENTH AVENUE RAVINE PARK	VOTES	PERCENT
YES	209	88.94
NO	26	11.06

(6) RON MCLEAN PARK	VOTES	PERCENT
YES	204	86.44
NO	32	13.56

(7) BURNABY FRASER FORESHORE PARK	VOTES	PERCENT
YES	235	95.14
NO	12	4.86

(8) RICHMOND PARK	VOTES	PERCENT
YES	210	88.61
NO	27	11.39

0017 BURBARY CITY HALL

REGISTERED VOTERS - TOTAL	1565	VOTES	
BALLOTS CAST - TOTAL	474	PERCENT	
VOTER TURNOUT - TOTAL	30.29		

(1) BURBARY MOUNTAIN CONSERVATION AREA		VOTES	
YES	396	PERCENT	92.31
NO	33		7.69

MAYOR			
BEGIN, GARY	219	47.10	
BLOY, HARRY	34	7.31	
DRUMMOND, DOUGLAS PATRICK	192	41.29	
MOTLUK, JOHN WALTER	20	4.30	

(2) DEER LAKE PARK			
YES	421	95.68	
NO	19	4.32	

COUNCILLOR			
VOTE FOR 8			
BOIVIN, LYLE	25	.75	
CAMPBELL, HELENA	222	6.64	
CORRIGAN, DEREK	183	5.47	
CRUDO, FRANK	38	1.14	
DER, BARBARA	203	6.07	
DHALIWAL, SAV SINGH	132	3.95	
EVANS, DOUG	177	5.29	
HETHERINGTON, TOM	177	5.29	
HITTRICH, JULIA	31	.93	
JAHN, RALPH H.	30	.90	
JOHNSTON, DAN	164	4.91	
KEITHLEY, JOE	158	4.73	
KENNEDY, SHANE	28	.84	
KVENICH, NICK	44	1.32	
LAL, ALLAN	27	.81	
LAWSON, DOREEN	30	.90	
MACKAY, NEIL H.	293	8.76	
MAH, CHARLES	206	6.16	
MURANEY, STEPHEN	160	4.79	
MURANEY, JOHN	22	.66	
NANKIN, LEE	216	6.46	
REDMAN, CELESTE	216	6.46	
SPENCE, RUDY	150	4.49	
TANG, JAMES	191	5.71	
TSANADOS, ARIIS	23	.69	
VOLKOM, NICK	21	.63	
WOODS, JOHN	126	3.77	
YOUNG, JIM	45	1.35	
	182	5.44	

(3) BYRNE CREEK RAVINE PARK			
YES	363	87.47	
NO	52	12.53	

(4) TAYLOR PARK			
YES	352	86.49	
NO	55	13.51	

(5) FOURTEENTH AVENUE RAVINE PARK			
YES	353	87.81	
NO	49	12.19	

(6) RON McLEAN PARK			
YES	354	86.98	
NO	53	13.02	

(7) BURBARY FRASER FORESHORE PARK			
YES	395	93.38	
NO	28	6.62	

(8) RICHMOND PARK			
YES	368	90.64	
NO	38	9.36	

SCHOOL TRUSTEE			
VOTE FOR 7			
AHMAD, M. SHARIF	57	2.04	
BHALOO, HAKAM	174	6.23	
BURTON, RON	201	7.19	
CHAMI, PARVIN	176	6.30	
CIARNEILLO, PINA	200	7.16	
FISHER, BARBARA	243	8.69	
GUERRIERO, ENZO	202	7.23	
JONES, CAROL	226	8.09	
PALLODA, SAH	127	4.54	
PANDHER, RAJINDER	121	4.33	
PENNER, WARREN	221	7.91	
PRINCE, RUBIN	42	1.50	
REDMAN, MONDEE	163	5.83	
RUSHTON, MARILYN	201	7.19	
SMITH, ANNE	189	6.76	
SPITZ, BARBARA	252	9.02	

0018 SEAFORTH ELEMENTARY SCHOOL		VOTES	PERCENT
REGISTERED VOTERS - TOTAL	1851		
BALLOTS CAST - TOTAL	593		
VOTER TURNOUT - TOTAL	32.04		

MAYOR		VOTES	PERCENT
BEGIN, GARY	180	30.77	
BLOY, HARRY	94	16.07	
DUMMOND, DOUGLAS PATRICK	280	47.86	
MOTIUK, JOHN WALTER	31	5.30	

COUNCILLOR		VOTES	PERCENT
VOTE FOR 8			
BOIVIN, LYLE	25	60	
CAMPBELL, HELENA	217	5.17	
CORRIGAN, DEREK	272	6.48	
CRUDO, FRANK	91	2.17	
DER, BARBARA	167	3.98	
DHALIWAL, SAV SINGH	244	5.82	
EVANS, DOUG	257	6.12	
HETHERINGTON, TOM	59	1.41	
HITTRICH, JULIA	49	1.17	
JAHN, RALPH H.	128	3.05	
JOHNSTON, DAN	229	5.46	
KEITHLEY, JOE	44	1.05	
KENNEDY, SHANE	102	2.43	
KVENICH, NICK	82	1.95	
LAL, ALLAN	72	1.72	
LAWSON, DOREEN	291	6.94	
MACKAY, NEIL H.	160	3.81	
MAH, CHARLES	150	3.57	
MANCINELLI, STEPHEN	66	1.57	
MURANEY, JOHN	148	3.53	
RANKIN, LEE	286	6.82	
REDMAN, CELESTE	219	5.22	
SPENCE, RUDY	162	3.86	
TANG, JAMES	58	1.38	
TSAMADOS, ARIS	59	1.41	
VOLKOM, NICK	202	4.81	
WOODS, JOHN	106	2.53	
YOUNG, JIM	251	5.98	

SCHOOL TRUSTEE		VOTES	PERCENT
VOTE FOR 7			
AHMAD, M. SHARIF	99	2.92	
BHALOO, HAKAM	140	4.13	
BURTON, RON	303	8.93	
CHAMI, PARVIN	139	4.10	
CIARNIELLO, PINA	193	5.69	
FISHER, BARBARA	239	7.05	
GUERRIERO, ENZO	199	5.87	
JONES, CAROL	338	9.96	
PALIDDA, SAM	235	6.93	
PANDHER, RAJINDER	186	5.48	
PENNER, WARREN	189	5.57	
PRINCE, RUBIN	63	1.86	
REDMAN, MONDEE	247	7.28	
RUSHTON, MARILYN	295	8.70	
SMITH, ANNE	288	8.49	
SPLITZ, BARBARA	239	7.05	

(1) BURNABY MOUNTAIN CONSERVATION AREA		VOTES	PERCENT
YES	492	91.28	
NO	47	8.72	

(2) DEER LAKE PARK		VOTES	PERCENT
YES	505	93.35	
NO	36	6.65	

(3) BYRNE CREEK RAVINE PARK		VOTES	PERCENT
YES	441	84.32	
NO	82	15.68	

(4) TAYLOR PARK		VOTES	PERCENT
YES	415	82.02	
NO	91	17.98	

(5) FOURTEENTH AVENUE RAVINE PARK		VOTES	PERCENT
YES	409	81.80	
NO	91	18.20	

(6) RON MCLEAN PARK		VOTES	PERCENT
YES	414	82.80	
NO	86	17.20	

(7) BURNABY FRASER FORESHORE PARK		VOTES	PERCENT
YES	466	89.79	
NO	53	10.21	

(8) RICHMOND PARK		VOTES	PERCENT
YES	431	84.02	
NO	82	15.98	

0019 CAMERON ROAD ELEMENTARY SCHOOL

REGISTERED VOTERS - TOTAL	4212	VOTES PERCENT
BALLOTS CAST - TOTAL	618	
VOTER TURNOUT - TOTAL	14.67	

MAJOR

BEGIN, GARY	132	22.22
BLOY, HARRY	56	9.43
DRUMMOND, DOUGLAS PATRICK	376	63.30
MOTIUK, JOHN WALTER	30	5.05

COUNCILLOR

VOTE FOR 8	30	.71
BOIVIN, LYLE	164	3.89
CAMPBELL, HELENA	332	7.87
CORRIGAN, DEREK	65	1.54
CRUDO, FRANK	138	3.27
DER, BARBARA	269	6.38
DHALIHAL, SAV SINGH	351	8.32
EVANS, DOUG	61	1.45
HEATHERINGTON, TOM	51	1.21
HITTRICH, JULIA	94	2.23
JAHN, RALPH H.	304	7.21
JOHNSTON, DAN	40	.95
KEITHLEY, JOE	89	2.11
KENNEDY, SHANE	55	1.30
KVENICH, NICK	59	1.40
LAL, ALLAN	192	4.55
LANSON, DOREEN	137	3.25
MACKAY, NEIL H.	108	2.56
MAH, CHARLES	39	.92
MANCINELLI, STEPHEN	140	3.32
NURANEY, JOHN	339	8.04
RANKIN, LEE	305	7.23
REDMAN, CELESTE	121	2.87
SPENCE, RUDY	29	.69
TANG, JAMES	50	1.19
TSAMADOS, ARIS	261	6.19
VOLKON, NICK	74	1.75
WOODS, JOHN	320	7.59
YOUNG, JIM		

CHOOI TRUSTEE

VOTE FOR 7	87	2.48
AHMAD, M. SHARIF	143	4.08
BHALLOO, HAKAM	366	10.43
BURTON, RON	108	3.08
CHANI, PARVIN	149	4.25
CIARNIELLO, PINA	207	5.90
FISHER, BARBARA	126	3.59
GUERRIERO, ENZO	367	10.46
JONES, CAROL	279	7.95
PALIDDA, SAM	258	7.35
PANDHER, RAJINDER	164	4.08
PENNER, WARREN	59	1.68
PRINCE, RUBIN	310	8.84
REDMAN, MONDEE	346	9.86
RUSHTON, MARILYN	345	9.83
SMITH, ANNE	194	5.53
SPLITZ, BARBARA		

(1) BURBANY MOUNTAIN CONSERVATION AREA	483	93.42
YES	34	6.58
NO		

(2) DEER LAKE PARK	491	95.53
YES	23	4.47
NO		

(3) BYRNE CREEK RAVINE PARK	439	88.33
YES	58	11.67
NO		

(4) TAYLOR PARK	422	86.83
YES	64	13.17
NO		

(5) FOURTEENTH AVENUE RAVINE PARK	413	85.51
YES	70	14.49
NO		

(6) RON McLEAN PARK	417	86.34
YES	66	13.66
NO		

(7) BURBANY FRASER FORESHORE PARK	449	90.89
YES	45	9.11
NO		

(8) RICHMOND PARK	420	86.42
YES	66	13.58
NO		



0020 INMAN ELEMENTARY SCHOOL

REGISTERED VOTERS - TOTAL	2520	VOTES	
BALLOTS CAST - TOTAL	746	PERCENT	
VOTER TURNOUT - TOTAL	29.60		

(1) BURNABY MOUNTAIN CONSERVATION AREA		VOTES	
YES	581	PERCENT	88.57
NO	75		11.43

MAYOR

BEGIN, GARY	281	38.49
BLOI, HARRY	52	7.12
DRUMMOND, DOUGLAS PATRICK	358	49.04
MOTIUK, JOHN WALTER	39	5.34

(2) DEER LAKE PARK		VOTES	
YES	622	PERCENT	93.25
NO	45		6.75

COUNCILLOR

VOTE FOR 8

BOIVIN, LYLE	41	7.8
CAMPBELL, HELENA	290	5.55
CORRIGAN, HELENA	347	6.64
CRUDO, FRANK	77	1.47
DER, BARBARA	241	4.61
DHALIWAL, SAV SINGH	232	4.44
EVANS, DOUG	334	6.39
HETHERINGTON, TOM	65	1.24
HITTRICH, JULIA	60	1.15
JAHN, RALPH H.	181	3.46
JOHNSTON, DAN	298	5.70
KEITHLEY, JOE	59	1.13
KENNEDY, SHANE	94	1.80
KENNEDY, NICK	59	1.13
LAL, ALLAN	56	1.07
LAWSON, DOREEN	348	6.66
MACRAY, NELL H.	244	4.67
MAH, CHARLES	210	4.02
MANCINELLI, STEPHEN	46	.88
MURANEY, JOHN	235	4.50
NURKIN, LEE	386	7.39
REDMAN, CELESTE	282	5.40
SPENCE, RUDY	216	4.13
TANG, JAMES	60	1.15
TSAMUDOS, ARIS	44	.84
VOLKOM, NICK	289	5.53
WOODS, JOHN	82	1.57
YOUNG, JIM	350	6.70

(3) BYRNE CREEK RAVINE PARK		VOTES	
YES	529	PERCENT	86.16
NO	85		13.84

(4) TAYLOR PARK		VOTES	
YES	477	PERCENT	81.12
NO	111		18.88

(5) FOURTEENTH AVENUE RAVINE PARK		VOTES	
YES	473	PERCENT	80.58
NO	114		19.42

(6) RON MCLEAN PARK		VOTES	
YES	483	PERCENT	82.85
NO	100		17.15

(7) BURNABY FRASER FORESHORE PARK		VOTES	
YES	575	PERCENT	90.98
NO	57		9.02

(8) RICHMOND PARK		VOTES	
YES	478	PERCENT	80.34
NO	117		19.66

SCHOOL TRUSTEE

VOTE FOR 7

AHMAD, M. SHARIF	105	2.43
BHALOO, HAKAM	220	5.09
BURTON, RON	385	8.90
CHAMI, PARVIN	219	5.06
CIARINIELLO, PINA	247	5.71
FISHER, BARBARA	339	7.84
GUERRIERO, ENZO	240	5.55
JONES, CAROL	392	9.06
PALIDDA, SAM	255	5.89
PANDHER, RAJINDER	235	5.43
PENNER, WARREN	265	6.13
PRINCE, RUBIN	64	1.48
REDMAN, MONDEE	321	7.42
RUSHTON, MARILYN	358	8.28
SMITH, ANNE	373	8.62
SPLITZ, BARBARA	308	7.12

121 CHAFFEY-BURKE ELEM. SCHOOL  
 REGISTERED VOTERS - TOTAL . . . . . 2968  
 MALE VOTERS - TOTAL . . . . . 1755  
 FEMALE VOTERS - TOTAL . . . . . 1213  
 VOTER TURNOUT - TOTAL . . . . . 25.44

FOR  
 EGIN, GARY . . . . . 262  
 LOY, HARRY . . . . . 57  
 RUMMOND, DOUGLAS PATRICK . . . . . 380  
 OTIUK, JOHN WALTER . . . . . 43

UNCILLOR  
 TE FOR 8  
 OLVIN, LYLE . . . . . 40  
 AMPBELL, HELENA . . . . . 307  
 ORRIGAN, DEREK . . . . . 399  
 RUDO, FRANK . . . . . 73  
 ER, BARBARA . . . . . 249  
 HALIVAL, SAV SINGH . . . . . 269  
 VANS, DOUG . . . . . 412  
 IETHERINGTON, TOM . . . . . 61  
 ITRICH, JULIA . . . . . 50  
 HAHN, RALPH H. . . . . 174  
 JOHNSTON, DAN . . . . . 352  
 KEITHLEY, JOE . . . . . 45  
 KENNEDY, SHANE . . . . . 101  
 VENICH, NICK . . . . . 54  
 AL, ALLAN . . . . . 43  
 AMSON, DOREEN . . . . . 355  
 JACKAY, NEIL H. . . . . 271  
 IAH, CHARLES . . . . . 178  
 IANCINELLI, STEPHEN . . . . . 38  
 URANEY, JOHN . . . . . 218  
 ANKIN, LEE . . . . . 416  
 EDMAN, CELESTE . . . . . 321  
 PENCE, RUDY . . . . . 218  
 ANG, JAMES . . . . . 40  
 SAMADOS, ARIS . . . . . 49  
 OLKOM, NICK . . . . . 283  
 OODS, JOHN . . . . . 93  
 OUNG, JIM . . . . . 377

SCHOOL TRUSTEE  
 TE FOR 7  
 HAD, M. SHARIF . . . . . 86  
 HALOO, HAKAM . . . . . 175  
 URTON, RON . . . . . 444  
 HAMI, PARVIN . . . . . 183  
 IARNIELLO, PINA . . . . . 249  
 ISHER, BARBARA . . . . . 356  
 UERRIERO, ENZO . . . . . 218  
 ONES, CAROL . . . . . 457  
 ALDDA, SAM . . . . . 297  
 ANDHER, RAJINDER . . . . . 264  
 ENNER, WARREN . . . . . 262  
 RINCE, RUBIN . . . . . 50  
 EDMAN, MONDEE . . . . . 361  
 USHTON, MARILYN . . . . . 418  
 MITH, ANNE . . . . . 417  
 PLITZ, BARBARA . . . . . 314

(1) BURNABY MOUNTAIN CONSERVATION AREA  
 YES . . . . . 578  
 NO . . . . . 55  
 VOTES PERCENT  
 YES 91.31  
 NO 8.69

(2) DEER LAKE PARK  
 YES . . . . . 605  
 NO . . . . . 31  
 VOTES PERCENT  
 YES 95.13  
 NO 4.87

(3) BYRNE CREEK RAVINE PARK  
 YES . . . . . 511  
 NO . . . . . 76  
 VOTES PERCENT  
 YES 87.05  
 NO 12.95

(4) TAYLOR PARK  
 YES . . . . . 458  
 NO . . . . . 104  
 VOTES PERCENT  
 YES 81.49  
 NO 18.51

(5) FOURTEENTH AVENUE RAVINE PARK  
 YES . . . . . 461  
 NO . . . . . 106  
 VOTES PERCENT  
 YES 81.31  
 NO 18.69

(6) RON MCLEAN PARK  
 YES . . . . . 474  
 NO . . . . . 88  
 VOTES PERCENT  
 YES 84.34  
 NO 15.66

(7) BURNABY FRASER FORESHORE PARK  
 YES . . . . . 551  
 NO . . . . . 49  
 VOTES PERCENT  
 YES 91.83  
 NO 8.17

(8) RICHMOND PARK  
 YES . . . . . 484  
 NO . . . . . 89  
 VOTES PERCENT  
 YES 84.47  
 NO 15.53

0022 BONSOR RECREATION CENTRE

REGISTERED VOTERS - TOTAL	VOTES	PERCENT
BALLOTS CAST - TOTAL	2161	
VOTER TURNOUT - TOTAL	404	18.70

MAVOR

BEGIM, GARY	106	26.43
BLOY, HARRY	32	7.98
DRUMMOND, DOUGLAS PATRICK	236	58.85
MOTIUK, JOHN WALTER	27	6.73

COUNCILLOR

VOTE FOR 8

BOIVIN, LYLE	25	8.4
CAMPBELL, HELENA	135	4.55
CORRIGAN, DEREK	235	7.92
CRUDO, FRANK	52	1.75
DER, BARBARA	112	3.78
DHALIYAL, SAV SINGH	151	5.09
EVANS, DOUG	234	7.89
HEATHERINGTON, TOM	45	1.52
HITTRICH, JULIA	33	1.11
JAHN, RALPH H.	68	2.29
JOHNSTON, DAN	205	6.91
KEITHLEY, JOE	37	1.25
KENNEDY, SHAHE	61	2.06
KYENICH, NICK	37	1.25
LAL, ALLAN	40	1.35
LAWSON, DOREEN	164	5.53
MACKAY, NEIL H.	124	4.18
MAH, CHARLES	76	2.56
MANCINELLI, STEPHEN	28	0.94
MURANEY, JOHN	79	2.66
RAKIN, LEE	224	7.55
REDMAN, CELESTE	191	6.44
SPENCE, RUDY	93	3.14
TANG, JAMES	20	0.67
TSAMADOS, ARIS	35	1.18
VOLKOW, NICK	170	5.73
WOODS, JOHN	70	2.36
YOUNG, JIM	222	7.48

SCHOOL TRUSTEE

VOTE FOR 7

AHMAD, M. SHARIF	52	2.13
BHALLO, HAKAM	72	2.95
BURTON, RON	261	10.68
CHAMI, PARVIN	85	3.48
CIARNIELLO, PINA	94	3.85
FISHER, BARBARA	167	6.84
GUERRIERO, ENZO	94	3.85
JONES, CAROL	263	10.77
PALIDDA, SAM	178	7.29
PANDHER, RAJINDER	162	6.63
PENNER, WARREN	142	5.81
PRINCE, RUBIN	39	1.60
REDMAN, MONDEE	208	8.51
RUSHTON, MARILYN	240	9.82
SMITH, ANNE	247	10.11
SPLITZ, BARBARA	139	5.69

(1) BURNABY MOUNTAIN CONSERVATION AREA

YES	319	91.67
NO	29	8.33

(2) DEER LAKE PARK

YES	335	94.90
NO	18	5.10

(3) BYRNE CREEK RAVINE PARK

YES	294	88.29
NO	39	11.71

(4) TAYLOR PARK

YES	271	83.90
NO	52	16.10

(5) FOURTEENTH AVENUE RAVINE PARK

YES	265	82.81
NO	55	17.19

(6) RON MCLEAN PARK

YES	276	85.45
NO	47	14.55

(7) BURNABY FRASER FORESHORE PARK

YES	315	92.65
NO	25	7.35

(8) RICHMOND PARK

YES	274	84.05
NO	52	15.95

023 MAYWOOD ELEM. SCHOOL [SITE]

REGISTERED VOTERS - TOTAL	BALLOTS CAST - TOTAL	VOTER TURNOUT - TOTAL	VOTES	PERCENT
3776	3776	756		
			20.02	

VOTES PERCENT

(1) BURNABY MOUNTAIN CONSERVATION AREA

YES	NO	VOTES	PERCENT
604	41	93.64	6.36

AYOR

BEGIN, GARY	246	33.42
BLOY, HARRY	63	8.56
BURMOND, DOUGLAS PATRICK	391	53.13
MOTIUK, JOHN WALTER	36	4.89

(2) DEER LAKE PARK

YES	NO	VOTES	PERCENT
622	33	94.96	5.04

COUNCILLOR

BOIVIN, LYLE	35	5.73
CAMPBELL, HELENA	310	7.21
CORRIGAN, DEREK	320	7.77
CRUDO, FRANK	77	1.42
DER, BARBARA	228	4.21
HALIVAL, SAV SINGH	262	4.84
VANS, DOUG	397	7.34
LEATHERINGTON, TOM	65	1.20
LEITCH, JULIA	49	0.91
HANN, RALPH H.	187	3.46
JOHNSTON, DAN	47	0.87
LEITHLEY, JOE	356	6.58
ENNEDY, SHANE	107	1.98
VENICH, NICK	66	1.22
AL, ALLAN	53	0.98
AWSON, DOREEN	327	6.04
HACKAY, NEIL H.	252	4.66
HAH, CHARLES	174	3.22
HANCINELLI, STEPHEN	44	0.81
HURANEY, JOHN	222	4.10
HANKIN, LEE	400	7.39
EDMAN, CELESTE	320	5.91
SPENCE, RUDY	206	3.81
ANG, JAMES	41	0.76
SAMADOS, ARIS	53	0.98
TOLKOW, NICK	281	5.19
WOODS, JOHN	95	1.76
TOUNG, JIM	366	6.77

(3) BYRNE CREEK RAVINE PARK

YES	NO	VOTES	PERCENT
534	65	89.15	10.85

TE FOR 8

BOIVIN, LYLE	35	5.73
CAMPBELL, HELENA	310	7.21
CORRIGAN, DEREK	320	7.77
CRUDO, FRANK	77	1.42
DER, BARBARA	228	4.21
HALIVAL, SAV SINGH	262	4.84
VANS, DOUG	397	7.34
LEATHERINGTON, TOM	65	1.20
LEITCH, JULIA	49	0.91
HANN, RALPH H.	187	3.46
JOHNSTON, DAN	47	0.87
LEITHLEY, JOE	356	6.58
ENNEDY, SHANE	107	1.98
VENICH, NICK	66	1.22
AL, ALLAN	53	0.98
AWSON, DOREEN	327	6.04
HACKAY, NEIL H.	252	4.66
HAH, CHARLES	174	3.22
HANCINELLI, STEPHEN	44	0.81
HURANEY, JOHN	222	4.10
HANKIN, LEE	400	7.39
EDMAN, CELESTE	320	5.91
SPENCE, RUDY	206	3.81
ANG, JAMES	41	0.76
SAMADOS, ARIS	53	0.98
TOLKOW, NICK	281	5.19
WOODS, JOHN	95	1.76
TOUNG, JIM	366	6.77

TE FOR 7

BOIVIN, LYLE	35	5.73
CAMPBELL, HELENA	310	7.21
CORRIGAN, DEREK	320	7.77
CRUDO, FRANK	77	1.42
DER, BARBARA	228	4.21
HALIVAL, SAV SINGH	262	4.84
VANS, DOUG	397	7.34
LEATHERINGTON, TOM	65	1.20
LEITCH, JULIA	49	0.91
HANN, RALPH H.	187	3.46
JOHNSTON, DAN	47	0.87
LEITHLEY, JOE	356	6.58
ENNEDY, SHANE	107	1.98
VENICH, NICK	66	1.22
AL, ALLAN	53	0.98
AWSON, DOREEN	327	6.04
HACKAY, NEIL H.	252	4.66
HAH, CHARLES	174	3.22
HANCINELLI, STEPHEN	44	0.81
HURANEY, JOHN	222	4.10
HANKIN, LEE	400	7.39
EDMAN, CELESTE	320	5.91
SPENCE, RUDY	206	3.81
ANG, JAMES	41	0.76
SAMADOS, ARIS	53	0.98
TOLKOW, NICK	281	5.19
WOODS, JOHN	95	1.76
TOUNG, JIM	366	6.77

SCHOOL TRUSTEE

HALAD, M. SHARIF	72	1.61
HALO, HAKAM	180	4.03
URTON, RON	425	9.52
HAMI, PARVIN	211	4.72
LARNIELLO, PINA	239	5.35
ISHER, BARBARA	332	7.43
VERRIERO, ENZO	221	4.95
ONES, CAROL	442	9.90
ALIDBA, SAM	299	6.70
ANDRER, RAJINDER	257	5.75
ENNER, WARREN	271	6.07
RINCE, RUBIN	53	1.19
EDMAN, MONDEE	349	7.81
USHTON, MARILYN	408	9.14
MITH, ANNE	412	9.23
PITZ, BARBARA	295	6.61

(4) TAYLOR PARK

YES	NO	VOTES	PERCENT
501	82	85.93	14.07

(5) FOURTEENTH AVENUE RAVINE PARK

YES	NO	VOTES	PERCENT
496	84	85.52	14.48

(6) RON McLEAN PARK

YES	NO	VOTES	PERCENT
520	72	87.84	12.16

(7) BURNABY FRASER FORESHORE PARK

YES	NO	VOTES	PERCENT
590	42	93.35	6.65

(8) RICHMOND PARK

YES	NO	VOTES	PERCENT
509	81	86.27	13.73

2024 COLUMBIA COLLEGE

REGISTERED VOTERS - TOTAL . . . . . 2387  
BALLOTS CAST - TOTAL . . . . . 652  
VOTER TURNOUT - TOTAL . . . . . 27.31

VOTES PERCENT

(1) BURNABY MOUNTAIN CONSERVATION AREA  
YES . . . . . 478 90.36  
NO . . . . . 51 9.64

MAYOR  
BEGIN, GARY . . . . . 217 33.96  
BLUJ, HARRY . . . . . 42 6.57  
DRUMMOND, DOUGLAS PATRICK . . . . . 333 52.11  
MOTIUK, JOHN WALTER . . . . . 47 7.36

(2) DEER LAKE PARK  
YES . . . . . 518 95.40  
NO . . . . . 25 4.60

(3) BYRNE CREEK RAVINE PARK  
YES . . . . . 446 88.67  
NO . . . . . 57 11.33

(4) TAYLOR PARK  
YES . . . . . 425 85.86  
NO . . . . . 70 14.14

(5) FOURTEENTH AVENUE RAVINE PARK  
YES . . . . . 421 86.09  
NO . . . . . 68 13.91

(6) RON McLEAN PARK  
YES . . . . . 438 88.48  
NO . . . . . 57 11.52

(7) BURNABY FRASER FORESHORE PARK  
YES . . . . . 496 93.58  
NO . . . . . 34 6.42

(8) RICHMOND PARK  
YES . . . . . 427 85.23  
NO . . . . . 74 14.77

COUNCILLOR  
VOTE FOR 8  
BOIVIN, LYLE . . . . . 45 97  
CAMPBELL, HELENA . . . . . 262 5.65  
CORRIGAN, DEREK . . . . . 324 6.99  
CRUDO, FRANK . . . . . 61 1.32  
DER, BARBARA . . . . . 230 4.74  
DHALLIWAL, SAV SINGH . . . . . 230 4.96  
EVANS, DOUG . . . . . 321 6.92  
HETHERINGTON, TOM . . . . . 49 1.06  
HITTRICH, JULIA . . . . . 54 1.16  
JAHN, RALPH H. . . . . 159 3.43  
JOHNSTON, DAN . . . . . 262 5.65  
KEITHLEY, JOE . . . . . 48 1.03  
KENNEDY, SHANE . . . . . 88 1.90  
KVENICH, NICK . . . . . 46 0.99  
LAL, ALLAN . . . . . 50 1.08  
LAWSON, DOREEN . . . . . 331 7.14  
MACCAY, NEIL H. . . . . 223 4.81  
MAH, CHARLES . . . . . 132 2.88  
MANCINELLI, STEPHEN . . . . . 54 1.16  
NURANEY, JOHN . . . . . 215 4.64  
RANKIN, LEE . . . . . 328 7.07  
REDMAN, CELESTE . . . . . 251 5.41  
SPENCE, RUDY . . . . . 197 4.25  
TANG, JAMES . . . . . 33 0.71  
TSAMADOS, ARIS . . . . . 29 0.63  
VOLKOW, NICK . . . . . 228 4.92  
WOODS, JOHN . . . . . 74 1.60  
YOUNG, JIM . . . . . 304 6.55

SCHOOL TRUSTEE  
VOTE FOR 7

AHMAD, M. SHARIF . . . . . 75 1.92  
BHALOO, HAKAM . . . . . 159 4.07  
BURTON, RON . . . . . 375 9.61  
CHAMI, PARVIN . . . . . 192 4.92  
CIARNIELLO, PIMA . . . . . 204 5.23  
FISHER, BARBARA . . . . . 305 7.81  
GUERRIERO, ENZO . . . . . 213 5.46  
JONES, CAROL . . . . . 367 9.40  
PALIDDA, SAM . . . . . 238 6.10  
PANDHER, RAJINDER . . . . . 215 5.51  
PENNER, WARREN . . . . . 246 6.30  
PRINCE, RUBIN . . . . . 62 1.59  
REDMAN, MONDEE . . . . . 284 7.27  
RUSHTON, MARILYN . . . . . 352 9.02  
SMITH, ANNE . . . . . 335 8.58  
SPLITZ, BARBARA . . . . . 282 7.22

15 BRANTFORD ELEMENTARY SCHOOL

REGISTERED VOTERS - TOTAL . . . . . 2133  
 ILLOTS CAST - TOTAL . . . . . 622  
 VOTER TURNOUT - TOTAL . . . . . 29.16

OR  
 GIM, GARY . . . . . 186 30.79  
 OY, HARRY . . . . . 55 9.11  
 UMPHOND, DOUGLAS PATRICK . . . . . 316 52.32  
 TIUK, JOHN WALTER . . . . . 47 7.78

INCILLOR  
 E FOR 8  
 IVIN, LYLE . . . . . 28 .64  
 MPBELL, HELENA . . . . . 215 4.91  
 RIRIGAN, DEREK . . . . . 317 7.24  
 UDO, FRANK . . . . . 71 1.62  
 R, BARBARA . . . . . 169 3.86  
 ALIVAL, SAV SINGH . . . . . 218 4.98  
 ANS, DOUG . . . . . 327 7.46  
 THEARINGTON, TOM . . . . . 34 .78  
 TRICH, JULIA . . . . . 43 .98  
 HN, RALPH H. . . . . 153 3.49  
 HNSTON, DAN . . . . . 275 6.28  
 THRELEY, JOE . . . . . 38 .87  
 NNEBY, SHANE . . . . . 79 1.80  
 ENICH, NICK . . . . . 46 1.05  
 L ALLAN . . . . . 67 1.53  
 WSON, DOREEN . . . . . 261 5.96  
 CKAY, NEIL H. . . . . 201 4.59  
 H, CHARLES . . . . . 157 3.58  
 NCINELLI, STEPHEN . . . . . 41 .94  
 RANEY, JOHN . . . . . 182 4.15  
 AKIN, LEE . . . . . 323 7.37  
 DMAN, CELESTE . . . . . 260 5.93  
 ENCE, RUDY . . . . . 178 4.06  
 NG, JAMES . . . . . 37 .84  
 AMADOS, ARIS . . . . . 50 1.14  
 LKOM, NICK . . . . . 238 5.43  
 ODS, JOHN . . . . . 77 1.76  
 UNG, JIM . . . . . 296 6.76

COL TRUSTEE  
 E FOR 7  
 MAD, M. SHARIF . . . . . 75 2.09  
 ALOO, HAKAM . . . . . 157 4.36  
 RTON, RON . . . . . 351 9.76  
 AMI, PARVIN . . . . . 160 4.45  
 ARNIELLO, PINA . . . . . 195 5.42  
 SHER, BARBARA . . . . . 250 6.95  
 ERRIERO, ENZO . . . . . 188 5.23  
 NES, CAROL . . . . . 337 9.37  
 LIDDA, SAM . . . . . 235 6.53  
 NDHER, RAJINDER . . . . . 222 6.17  
 NNER, WARREN . . . . . 211 5.87  
 INCE, RUBIN . . . . . 70 1.95  
 DHAN, MONDEE . . . . . 275 7.65  
 SHION, MARILYN . . . . . 332 9.23  
 ITH, ANNE . . . . . 308 8.56  
 ITZ, BARBARA . . . . . 231 6.42

(1) BURNABY MOUNTAIN CONSERVATION AREA  
 YES . . . . . 478 88.52  
 NO . . . . . 62 11.48

(2) DEER LAKE PARK  
 YES . . . . . 520 93.36  
 NO . . . . . 37 6.64

(3) BYRNE CREEK RAVINE PARK  
 YES . . . . . 458 86.42  
 NO . . . . . 72 13.58

(4) TAYLOR PARK  
 YES . . . . . 416 81.82  
 NO . . . . . 92 18.18

(5) FOURTEENTH AVENUE RAVINE PARK  
 YES . . . . . 419 82.81  
 NO . . . . . 87 17.19

(6) RON McLEAN PARK  
 YES . . . . . 442 85.99  
 NO . . . . . 72 14.01

(7) BURNABY FRASER FORESHORE PARK  
 YES . . . . . 486 91.18  
 NO . . . . . 47 8.82

(8) RICHMOND PARK  
 YES . . . . . 437 84.69  
 NO . . . . . 79 15.31

0026 MORLEY ELEMENTARY SCHOOL

REGISTERED VOTERS - TOTAL . . . . . 2236  
 BALLOTS CAST - TOTAL . . . . . 697  
 VOTER TURNOUT - TOTAL . . . . . 31.17

VOTES  
 PERCENT

(1) BURNABY MOUNTAIN CONSERVATION AREA  
 YES . . . . . 545 90.38  
 NO . . . . . 58 9.62

MAYOR  
 BEGIN, GARY . . . . . 264 38.82  
 BLOY, HARRY . . . . . 51 7.50  
 DRUMMOND, DOUGLAS PATRICK . . . . . 316 46.47  
 MOTIUK, JOHN WALTER . . . . . 49 7.21

(2) DEER LAKE PARK  
 YES . . . . . 589 95.15  
 NO . . . . . 30 4.85

COUNCILLOR  
 VOTE FOR 8

BOIVIN, LYLE . . . . . 33 .66  
 CAMPBELL, HELENA . . . . . 312 6.23  
 CORRIGAN, DEREK . . . . . 334 6.67  
 CRUDO, FRANK . . . . . 64 1.28  
 DER, BARBARA . . . . . 278 5.55  
 DHALIWAL, SAV SINGH . . . . . 218 4.35  
 EVANS, DOUG . . . . . 308 6.15  
 HETHERINGTON, TOM . . . . . 50 1.00  
 HITTICH, JULIA . . . . . 45 1.00  
 JAHN, RALPH H. . . . . 225 4.91  
 JOHNSTON, DAN . . . . . 246 4.49  
 KEITHLEY, JOE . . . . . 44 .88  
 KENNEDY, SHANE . . . . . 78 1.56  
 KYENICH, NICK . . . . . 48 .96  
 LAL, ALLAN . . . . . 47 .94  
 LAWSON, DOREEN . . . . . 410 8.19  
 MACKEY, NEIL H. . . . . 296 5.91  
 MAH, CHARLES . . . . . 207 4.14  
 MANCINELLI, STEPHEN . . . . . 51 1.02  
 MORANEY, JOHN . . . . . 260 5.19  
 RANKIN, LEE . . . . . 325 6.49  
 REDMAN, CELESTE . . . . . 233 4.65  
 SPENCE, RUDY . . . . . 256 5.11  
 TANG, JAMES . . . . . 34 .68  
 TSAMADOOS, ARIS . . . . . 31 .62  
 VOLKOM, NICK . . . . . 210 4.19  
 WOODS, JOHN . . . . . 89 1.78  
 YOUNG, JIM . . . . . 274 5.47

(3) BYRNE CREEK RAVINE PARK  
 YES . . . . . 514 87.71  
 NO . . . . . 72 12.29

(4) TAYLOR PARK  
 YES . . . . . 466 83.30  
 NO . . . . . 93 16.70

(5) FOURTEENTH AVENUE RAVINE PARK  
 YES . . . . . 480 84.51  
 NO . . . . . 88 15.49

(6) RON McLEAN PARK  
 YES . . . . . 488 85.92  
 NO . . . . . 80 14.08

(7) BURNABY FRASER FORESHORE PARK  
 YES . . . . . 555 93.75  
 NO . . . . . 37 6.25

(8) RICHMOND PARK  
 YES . . . . . 538 89.67  
 NO . . . . . 62 10.33

SCHOOL TRUSTEE  
 VOTE FOR 7

AHMAD, M. SHARIF . . . . . 80 1.90  
 BHALLOO, HAKAM . . . . . 216 5.14  
 BURTON, RON . . . . . 346 8.24  
 CHAMI, PARVIN . . . . . 228 5.43  
 CIARNIELLO, PINA . . . . . 280 6.67  
 FISHER, BARBARA . . . . . 361 8.60  
 GUERRIERO, ENZO . . . . . 269 6.40  
 JONES, CAROL . . . . . 378 9.00  
 PALIDDA, SAM . . . . . 216 5.14  
 PANDHER, RAJINDER . . . . . 215 5.12  
 PENNER, WARREN . . . . . 305 7.26  
 PRINCE, RUBIN . . . . . 79 1.88  
 REDMAN, MONDEE . . . . . 255 6.07  
 RUSHTON, MARILYN . . . . . 333 7.93  
 SMITH, ANNE . . . . . 306 7.29  
 SPIITZ, BARBARA . . . . . 333 7.93

27 LAKEVIEW ELEMENTARY SCHOOL

REGISTERED VOTERS - TOTAL	VOTES	PERCENT
ALLOTS CAST - TOTAL	1153	
OTHER TURNOUT - TOTAL	304	
	26.37	

YORGIN, GARY	97	32.88
LOY, HARRY	16	5.42
RUMMOND, DOUGLAS PATRICK	160	54.24
STUK, JOHN WALTER	22	7.46

JNCILLOR		
TE FOR 8		
DIVIN, LYLE	13	60
AMPBELL, HELENA	114	5.22
KRIGAN, DEREK	161	7.38
RUDO, FRANK	26	1.19
ER, BARBARA	102	4.67
HALTAL, SAV SINGH	118	5.41
ANS, DOUG	161	7.38
ETHERINGTON, TOM	22	1.01
TRICH, JULIA	19	0.87
HN, RALPH H.	70	3.21
HUNSTON, DAN	141	6.46
ITHELEY, JOE	16	0.73
ENEDY, SHANE	35	1.60
ENICH, NICK	17	0.78
L, ALLAN	26	1.19
AMSON, DOREEN	143	6.55
CKAY, NEIL H.	96	4.40
H, CHARLES	79	3.62
MCINNELLI, STEPHEN	23	1.05
JRANEY, JOHN	85	3.89
WIKIN, LEE	167	7.65
EDMAN, CELESTE	126	5.77
ENCE, RUDY	87	3.99
ING, JAMES	23	1.05
AMADOS, ARIS	13	0.60
LKOM, NICK	111	5.08
OS, JOHN	30	1.37
KUNG, JIM	159	7.28

COL TRUSTEE	VOTES	PERCENT
FOR 7		
MAD, M. SHARIF	41	2.25
ALDO, HAKAH	78	4.27
RTON, RON	173	9.48
AMI, PARVIN	81	4.44
ARIELLO, PINA	98	5.37
SHER, BARBARA	136	7.45
ERRIERO, ENZO	99	5.42
NES, CAROL	177	9.70
LIDDA, SAM	119	6.52
NOHER, RAJINDER	109	5.97
NER, WARREN	93	5.10
INCE, RUBIN	26	1.42
DMAN, MONDEE	134	7.34
SHTON, MARILYN	178	9.75
ITH, ANNE	165	9.04
ITZ, BARBARA	118	6.47

(1) BURBARY MOUNTAIN CONSERVATION AREA	VOTES	PERCENT
YES	220	88.71
NO	28	11.29

(2) DEER LAKE PARK	VOTES	PERCENT
YES	243	96.43
NO	9	3.57

(3) BYRNE CREEK RAVINE PARK	VOTES	PERCENT
YES	201	85.90
NO	33	14.10

(4) TAYLOR PARK	VOTES	PERCENT
YES	195	85.15
NO	34	14.85

(5) FOURTEENTH AVENUE RAVINE PARK	VOTES	PERCENT
YES	191	81.28
NO	44	18.72

(6) RON McLEAN PARK	VOTES	PERCENT
YES	197	86.40
NO	31	13.60

(7) BURBARY FRASER FORESHORE PARK	VOTES	PERCENT
YES	212	89.45
NO	25	10.55

(8) RICHMOND PARK	VOTES	PERCENT
YES	206	87.66
NO	29	12.34



0028 ARMSTRONG ELEMENTARY SCHOOL

REGISTERED VOTERS - TOTAL . . . . . 2327  
 BALLOTS CAST - TOTAL . . . . . 645  
 VOTER TURNOUT - TOTAL . . . . . 27.72

MAYOR  
 BEGIN, GARY . . . . . 217 33.91  
 BLOT, HARRY . . . . . 50 7.81  
 DRUMMOND, DOUGLAS PATRICK . . . . . 339 52.97  
 MOTIUK, JOHN WALTER . . . . . 34 5.31

COUNCILLOR  
 VOTE FOR 8  
 BOIVIN, LYLE . . . . . 38 8.0  
 CAMPBELL, HELENA . . . . . 260 5.50  
 CORRIGAN, DEREK . . . . . 324 6.86  
 CRUDO FRANK . . . . . 71 1.50  
 DER, BARBARA . . . . . 239 5.06  
 DHALLIWAL, SAV SINGH . . . . . 227 4.80  
 EVANS, DOUG . . . . . 320 6.77  
 HETHERINGTON, TOM . . . . . 58 1.23  
 HITTRICH, JULIA . . . . . 45 .95  
 JAHN, RALPH H. . . . . 172 3.64  
 JOHNSTON, DAN . . . . . 265 5.61  
 KEITHLEY, JOE . . . . . 40 .85  
 KENNEDY, SHANE . . . . . 78 1.65  
 KVENICH, NICK . . . . . 54 1.14  
 LAL, ALLAN . . . . . 60 1.27  
 LARSON, DOREEN . . . . . 331 7.01  
 MACKAY, NEIL H. . . . . 228 4.83  
 MAH, CHARLES . . . . . 178 3.77  
 MANCINELLI, STEPHEN . . . . . 38 .80  
 NURANEY, JOHN . . . . . 194 4.11  
 RANKIN, LEE . . . . . 339 7.17  
 REDMAN, CELESTE . . . . . 279 5.90  
 SPENCE, RUDY . . . . . 207 4.38  
 TANG, JAMES . . . . . 30 .63  
 TSAMADOS, ARIS . . . . . 44 .93  
 VOLKOW, NICK . . . . . 234 4.95  
 WOODS, JOHN . . . . . 79 1.67  
 YOUNG, JIM . . . . . 293 6.20

SCHOOL TRUSTEE  
 VOTE FOR 7  
 AHMAD, M. SHARIF . . . . . 86 2.18  
 BHALOO, HAKAM . . . . . 181 4.59  
 BURTON, RON . . . . . 343 8.70  
 CHAMI, PARVIN . . . . . 202 5.13  
 CIARNIELLO, PINA . . . . . 219 5.56  
 FISHER, BARBARA . . . . . 315 7.99  
 GUERRIERO, ENZO . . . . . 237 5.71  
 JONES, CAROL . . . . . 359 9.11  
 PALIDDA, SAM . . . . . 238 6.04  
 PANDHER, RAJINDER . . . . . 222 5.63  
 PENNER, WARREN . . . . . 248 6.29  
 PRINCE, RUBIN . . . . . 50 1.27  
 REDMAN, MONDEE . . . . . 297 7.54  
 RUSHTON, MARILYN . . . . . 334 8.48  
 SMITH, ANNE . . . . . 333 8.45  
 SPLITZ, BARBARA . . . . . 277 7.03

(1) BURNABY MOUNTAIN CONSERVATION AREA  
 YES . . . . . 539 91.20  
 NO . . . . . 52 8.80

(2) DEER LAKE PARK  
 YES . . . . . 552 93.24  
 NO . . . . . 40 6.76

(3) BYRNE CREEK RAVINE PARK  
 YES . . . . . 519 90.26  
 NO . . . . . 56 9.74

(4) TAYLOR PARK  
 YES . . . . . 490 86.88  
 NO . . . . . 74 13.12

(5) FOURTEENTH AVENUE RAVINE PARK  
 YES . . . . . 501 87.28  
 NO . . . . . 73 12.72

(6) RON MCLEAN PARK  
 YES . . . . . 496 87.79  
 NO . . . . . 69 12.21

(7) BURNABY FRASER FORESHORE PARK  
 YES . . . . . 527 91.65  
 NO . . . . . 48 8.35

(8) RICHMOND PARK  
 YES . . . . . 511 88.87  
 NO . . . . . 64 11.13

0029 SUNCREST ELEMENTARY SCHOOL

REGISTERED VOTERS - TOTAL	VOTES	PERCENT
BALLOT'S CAST - TOTAL	999	
VOTER TURNOUT - TOTAL	402	40.24

MAJOR	VOTES	PERCENT
BEGIN, GARY	120	30.08
BLOY, HARRY	25	6.27
DRUMMOND, DOUGLAS PATRICK	227	56.89
MOTIUK, JOHN WALTER	27	6.77

COUNCILOR	VOTES	PERCENT
BOIVIN, LYLE	10	.33
CAMPBELL, HELENA	130	4.33
CORRIGAN, DEREK	243	8.10
CRUDO, FRANK	28	.93
DER, BARBARA	106	3.53
DHALIYAL, SAV SINGH	162	5.40
EVANS, DOUG	239	7.97
HEATHERINGTON, TOM	30	1.00
HITTRICH, JULIA	31	1.03
JAHN, RALPH H.	87	2.90
JOHNSTON, DAN	199	6.64
KEITHLEY, JOE	28	.93
KENNEDY, SHANE	49	1.63
KENYICH, NICK	25	.83
LAL, ALLAN	25	.83
LAWSON, DOREEN	197	6.57
MACKEY, NEIL H.	131	4.37
MAH, CHARLES	91	3.03
MANGINELLI, STEPHEN	24	.80
MURANEY, JOHN	115	3.83
RANKIN, LEE	252	8.40
REDMAN, CELESTE	193	6.44
SPENCE, RUDY	117	3.90
TANG, JAMES	17	.57
TSAMADOS, ARIS	20	.67
VOLOKOV, NICK	192	6.40
WOODS, JOHN	41	1.37
YOUNG, JIM	217	7.24

SCHOOL TRUSTEE	VOTES	PERCENT
AHMAD, M. SHARIF	39	1.55
BHALOO, HAKAM	97	3.86
BURTON, RON	249	9.91
CHAMI, PARVIN	100	3.98
CIARINIELLO, PINA	108	4.30
FISHER, BARBARA	166	6.61
GUERRIERO, ENZO	116	4.62
JONES, CAROL	264	10.51
PALIDDA, SAM	173	6.88
PANDHER, RAJINDER	164	6.53
PENNER, WARREN	127	5.05
PRINCE, RUBIN	41	1.63
REDMAN, MONDEE	214	8.52
RUSHION, MARILYN	259	10.31
SMITH, ANNE	233	9.27
SPLITZ, BARBARA	163	6.49

(1) BURBANY MOUNTAIN CONSERVATION AREA	VOTES	PERCENT
YES	327	92.90
NO	25	7.10

(2) DEER LAKE PARK	VOTES	PERCENT
YES	343	95.54
NO	16	4.46

(3) BYRNE CREEK RAVINE PARK	VOTES	PERCENT
YES	328	92.39
NO	27	7.61

(4) TAYLOR PARK	VOTES	PERCENT
YES	295	86.26
NO	47	13.74

(5) FOURTEENTH AVENUE RAVINE PARK	VOTES	PERCENT
YES	294	86.98
NO	44	13.02

(6) RON MCLEAN PARK	VOTES	PERCENT
YES	317	92.15
NO	27	7.85

(7) BURBANY FRASER FORESHORE PARK	VOTES	PERCENT
YES	343	95.01
NO	18	4.99

(8) RICHMOND PARK	VOTES	PERCENT
YES	301	88.01
NO	41	11.99

030 SOUTH SLOPE ELEMENTARY SCHOOL

REGISTERED VOTERS - TOTAL . . . . . 2355  
 BALLOTS CAST - TOTAL . . . . . 725  
 VOTER TURNOUT - TOTAL . . . . . 30.79

AYOR  
 BEGIN, GARY . . . . . 239 33.61  
 BLOY, HARRY . . . . . 57 8.02  
 BRUMMOND, DOUGLAS PATRICK . . . . . 389 54.71  
 KOTIUK, JOHN WALTER . . . . . 26 3.66

JUNCIILLOR  
 OTE FOR 7  
 30IVIN, LYLE . . . . . 42 7.78  
 CAMPBELL, HELENA . . . . . 262 4.89  
 CORRIGAN, DEREK . . . . . 384 7.17  
 ERUDO, FRANK . . . . . 61 1.14  
 JER, BARBARA . . . . . 236 4.40  
 JHALIWA, SAV SINGH . . . . . 260 4.85  
 EVANS, DOUG . . . . . 386 7.20  
 HETHERINGTON, TOM . . . . . 72 1.34  
 HITTTRICH, JULIA . . . . . 56 1.05  
 JAHN, RALPH H. . . . . 177 3.30  
 JOHNSTON, DAN . . . . . 312 5.82  
 KEITHLEY, JOE . . . . . 63 1.18  
 KENNEDY, SHANE . . . . . 90 1.68  
 KVENICH, NICK . . . . . 47 0.88  
 LAL, ALLAN . . . . . 51 0.95  
 LAWSON, DOREEN . . . . . 387 7.22  
 MACKAY, NEIL H. . . . . 266 4.96  
 MAH, CHARLES . . . . . 164 3.06  
 MANCINELLI, STEPHEN . . . . . 56 1.05  
 NURANEY, JOHN . . . . . 238 4.44  
 RANKIN, LEE . . . . . 398 7.43  
 REDMAN, CELESTE . . . . . 286 5.34  
 SPENCE, RUDY . . . . . 226 4.22  
 TANG, JAMES . . . . . 29 0.54  
 TSAMADOS, ARIS . . . . . 57 1.06  
 VOLKOM, NICK . . . . . 286 5.34  
 WOODS, JOHN . . . . . 102 1.90  
 YOUNG, JIM . . . . . 364 6.79

CHOOI TRUSTEE  
 OTE FOR 7  
 AHMAD, M. SHARIF . . . . . 90 2.01  
 BHALDO, HAKAM . . . . . 179 4.01  
 BURTON, RON . . . . . 418 9.36  
 CHAM, PARVIN . . . . . 200 4.48  
 CIARNIELLO, PINA . . . . . 246 5.51  
 FISHER, BARBARA . . . . . 339 7.59  
 GUERRERO, ENZO . . . . . 238 5.33  
 JONES, CAROL . . . . . 440 9.85  
 PALIDDA, SAM . . . . . 283 6.34  
 PANDHER, RAJINDER . . . . . 266 5.95  
 PENNER, WARREN . . . . . 254 5.69  
 PRINCE, RUBIN . . . . . 88 1.97  
 REDMAN, MONDEE . . . . . 304 6.81  
 RUSHTON, MARILYN . . . . . 407 9.11  
 SMITH, ANNE . . . . . 396 8.87  
 SPLITZ, BARBARA . . . . . 319 7.14

(1) BURNABY MOUNTAIN CONSERVATION AREA  
 YES . . . . . 626 92.47  
 NO . . . . . 51 7.53

(2) DEER LAKE PARK  
 YES . . . . . 635 93.38  
 NO . . . . . 45 6.62

(3) BYRNE CREEK RAVINE PARK  
 YES . . . . . 611 91.47  
 NO . . . . . 57 8.53

(4) TAYLOR PARK  
 YES . . . . . 556 85.67  
 NO . . . . . 93 14.33

(5) FOURTEENTH AVENUE RAVINE PARK  
 YES . . . . . 561 87.25  
 NO . . . . . 82 12.75

(6) RON McLEAN PARK  
 YES . . . . . 600 90.63  
 NO . . . . . 62 9.37

(7) BURNABY FRASER FORESHORE PARK  
 YES . . . . . 650 95.87  
 NO . . . . . 28 4.13

(8) RICHMOND PARK  
 YES . . . . . 565 86.52  
 NO . . . . . 88 13.48

031 NELSON ELEMENTARY SCHOOL

REGISTERED VOTERS - TOTAL	VOTES	PERCENT
BALLOTS CAST - TOTAL	1676	
VOTER TURNOUT - TOTAL	551	32.88

VOTES	PERCENT
-------	---------

(1) BURBARY MOUNTAIN CONSERVATION AREA	VOTES	PERCENT
YES	441	90.18
NO	48	9.82

AVOR	VOTES	PERCENT
BEGIN, GARY	181	33.33
BLOM, HARRY	43	7.92
BROMMOND, DOUGLAS PATRICK	290	53.41
BOTIUK, JOHN WALTER	29	5.34

(2) DEER LAKE PARK	VOTES	PERCENT
YES	462	93.71
NO	51	6.29

JUNCILLOR	VOTES	PERCENT
-----------	-------	---------

(3) BYRNE CREEK RAVINE PARK	VOTES	PERCENT
YES	442	91.13
NO	43	8.87

ITE FOR 8	VOTES	PERCENT
301VIN, LYLE	37	9.1
3AMPBELL, HELENA	209	5.13
3ORRIGAN, DEREK	293	7.19
3RUDO, FRANK	54	1.32
3ER, BARBARA	186	4.56
3HALIVAL, SAV SINGH	178	4.37
3VANS, DOUG	301	7.38
3ETHERINGTON, TOM	34	0.83
3ITTRICH, JULIA	44	1.08
3AHN, RALPH H.	149	3.65
3OHNSTON, DAN	218	5.35
3ITHLEY, JOE	46	1.13
3ENNEDY, SHANE	68	1.67
3ENICH, NICK	40	0.98
3AL, ALLAN	41	1.01
3AWSON, DOREEN	298	7.31
3ACKAY, NEIL H.	197	4.83
3AH, CHARLES	148	3.63
3ANCINELLI, STEPHEN	38	0.93
3URANEY, JOHN	198	4.86
3URKIN, LEE	293	7.19
3EDMAN, CELESTE	213	5.22
3PENCE, RUDY	181	4.44
3ANG, JAMES	43	1.05
3AMADOS, ARIS	38	0.93
3OLKOW, NICK	199	4.88
3OODS, JOHN	62	1.52
3OUNG, JIM	271	6.65

(4) TAYLOR PARK	VOTES	PERCENT
YES	391	84.82
NO	70	15.18

(5) FOURTEENTH AVENUE RAVINE PARK	VOTES	PERCENT
YES	390	85.15
NO	68	14.85

(6) RON MCLEAN PARK	VOTES	PERCENT
YES	428	90.30
NO	46	9.70

(7) BURBARY FRASER FORESHORE PARK	VOTES	PERCENT
YES	460	94.07
NO	29	5.93

(8) RICHMOND PARK	VOTES	PERCENT
YES	394	85.10
NO	69	14.90

SCHOOL TRUSTEE

ITE FOR 7	VOTES	PERCENT
SHAD, M. SHARIF	58	1.73
HALLOO, HAKAM	146	4.35
URTON, RON	301	8.96
HANI, PARVIN	159	4.73
IARNIELLO, PINA	198	5.89
ISHER, BARBARA	256	7.62
IERRIERO, ENZO	189	5.63
ONES, CAROL	338	10.06
ALIDDA, SAM	195	5.81
ANDHER, RAJINDER	160	4.76
ENNER, WARREN	220	6.55
ENICE, RUBIN	66	1.96
EDMAN, MONDEE	267	7.35
USHTON, MARILYN	290	8.63
MITH, ANNE	282	8.40
PLTZ, BARBARA	254	7.56

0032 WINDSOR ELEMENTARY SCHOOL

REGISTERED VOTERS - TOTAL . . . . . 1050  
 BALLOTS CAST - TOTAL . . . . . 244  
 VOTER TURNOUT - TOTAL . . . . . 23.24

VOTES PERCENT

(1) BURNABY MOUNTAIN CONSERVATION AREA  
 YES . . . . . 179 89.50  
 NO . . . . . 21 10.50

MAYOR  
 BEGIN, GARY . . . . . 78 32.50  
 BLOT, HARRY . . . . . 18 7.50  
 DRUMMOND, DOUGLAS PATRICK . . . . . 131 54.58  
 MOTIUK, JOHN WALTER . . . . . 13 5.42

(2) DEER LAKE PARK  
 YES . . . . . 186 93.00  
 NO . . . . . 14 7.00

COUNCILLOR  
 VOTE FOR 8

BOIVIN, LYLE . . . . . 18 1.02  
 CAMPBELL, HELENA . . . . . 91 5.16  
 CORRIGAN, DEREK . . . . . 121 6.86  
 CRUDO, FRANK . . . . . 31 1.76  
 DER, BARBARA . . . . . 78 4.42  
 DHALIWAL, SAV SINGH . . . . . 101 5.73  
 EVANS, DOUG . . . . . 129 7.31  
 HETHERINGTON, TOM . . . . . 15 .85  
 HITTICH, JULIA . . . . . 17 1.17  
 JAHN, RALPH H. . . . . 58 3.29  
 JOHNSTON, DAN . . . . . 118 6.69  
 KEITHLEY, JOE . . . . . 17 .96  
 KENNEDY, SHANE . . . . . 23 1.30  
 KENNEDY, NICK . . . . . 25 1.42  
 LAL, ALLAN . . . . . 100 5.67  
 LAUSON, DOREEN . . . . . 72 4.08  
 MACLAY, NEIL H. . . . . 100 5.67  
 MAH, CHARLES . . . . . 54 3.06  
 MANCINELLI, STEPHEN . . . . . 13 3.85  
 MURANEY, JOHN . . . . . 48 2.85  
 RANKIN, LEE . . . . . 121 6.86  
 REDMAN, CELESTE . . . . . 100 5.67  
 SPENCE, RUDY . . . . . 73 4.14  
 TANG, JAMES . . . . . 16 1.02  
 TSMADOS, ARIS . . . . . 18 1.02  
 VOLKOM, NICK . . . . . 89 5.05  
 WOODS, JOHN . . . . . 39 2.21  
 YOUNG, JIM . . . . . 121 6.86

(3) BYRNE CREEK RAVINE PARK  
 YES . . . . . 165 85.49  
 NO . . . . . 28 14.51

(4) TAYLOR PARK  
 YES . . . . . 150 83.80  
 NO . . . . . 29 16.20

(5) FOURTEENTH AVENUE RAVINE PARK  
 YES . . . . . 151 82.07  
 NO . . . . . 33 17.93

(6) ROM MCLEAN PARK  
 YES . . . . . 158 87.78  
 NO . . . . . 22 12.22

(7) BURNABY FRASER FORESHORE PARK  
 YES . . . . . 182 92.39  
 NO . . . . . 15 7.61

(8) RICHMOND PARK  
 YES . . . . . 153 82.70  
 NO . . . . . 32 17.30

SCHOOL TRUSTEE  
 VOTE FOR 7

AHMAD, M. SHARIF . . . . . 36 2.52  
 BHALOO, HAKAM . . . . . 66 4.61  
 BURTON, RON . . . . . 128 8.94  
 CHAMI, PARVIN . . . . . 70 4.89  
 CIARINIELLO, PINA . . . . . 74 5.17  
 FISHER, BARBARA . . . . . 107 7.48  
 GUERRIERO, ENZO . . . . . 69 4.82  
 JONES, CAROL . . . . . 142 9.92  
 PALIDDA, SAM . . . . . 94 6.57  
 PANDHER, RAJINDER . . . . . 90 6.29  
 PENNER, VAREEN . . . . . 83 5.80  
 PRINCE, RUBIN . . . . . 26 1.82  
 REDMAN, MONDEE . . . . . 107 7.48  
 RUSHTON, MARILYN . . . . . 126 8.81  
 SMITH, ANNE . . . . . 124 8.67  
 SPLITZ, BARBARA . . . . . 89 6.22

0033 CLINTON ELEMENTARY SCHOOL

REGISTERED VOTERS - TOTAL . . . . .  
 BALLOTS CAST - TOTAL . . . . .  
 VOTER TURNOUT - TOTAL . . . . .

VOTES  
 2273  
 765  
 33.66

(1) BURNABY MOUNTAIN CONSERVATION AREA

YES . . . . . 636  
 NO . . . . . 55  
 VOTES PERCENT  
 92.04  
 7.96

(2) DEER LAKE PARK

YES . . . . . 667  
 NO . . . . . 27  
 VOTES PERCENT  
 96.11  
 3.89

(3) BYRNE CREEK RAVINE PARK

YES . . . . . 655  
 NO . . . . . 35  
 VOTES PERCENT  
 94.93  
 5.07

(4) TAYLOR PARK

YES . . . . . 597  
 NO . . . . . 56  
 VOTES PERCENT  
 91.42  
 8.58

(5) FOURTEENTH AVENUE RAVINE PARK

YES . . . . . 593  
 NO . . . . . 61  
 VOTES PERCENT  
 90.67  
 9.33

(6) RON McLEAN PARK

YES . . . . . 668  
 NO . . . . . 23  
 VOTES PERCENT  
 96.67  
 3.33

(7) BURNABY FRASER FORESHORE PARK

YES . . . . . 684  
 NO . . . . . 14  
 VOTES PERCENT  
 97.99  
 2.01

(8) RICHMOND PARK

YES . . . . . 594  
 NO . . . . . 63  
 VOTES PERCENT  
 90.41  
 9.59

AYOR  
 BEGIN, GARY . . . . . 226  
 BLOD, HARRY . . . . . 63  
 DRUMMOND, DOUGLAS PATRICK . . . . . 426  
 MOTIUK, JOHN WALTER . . . . . 42

COUNCILOR

OTE FOR 8  
 BOIVIN, LYLE . . . . . 55  
 CAMPBELL, HELENA . . . . . 265  
 CORRIGAN, DEREK . . . . . 425  
 CRUDO, FRANK . . . . . 70  
 DER, BARBARA . . . . . 232  
 DHALIWAL, SAV SINGH . . . . . 264  
 EVANS, DOUG . . . . . 418  
 HETHERINGTON, TOM . . . . . 53  
 HITTIRICH, JULIA . . . . . 47  
 JAHN, RALPH H. . . . . 185  
 JOHNSTON, DAN . . . . . 335  
 KEITHLEY, JOE . . . . . 60  
 KENNEDY, SHANE . . . . . 94  
 KVENICH, NICK . . . . . 49  
 LAL, ALLAN . . . . . 55  
 LAMSON, DOREEN . . . . . 375  
 MACKEY, NEIL H. . . . . 233  
 MAH, CHARLES . . . . . 192  
 MANCINELLI, STEPHEN . . . . . 51  
 MURANEY, JOHN . . . . . 191  
 RANKIN, LEE . . . . . 432  
 REDMAN, CELESTE . . . . . 349  
 SPENCE, RUDY . . . . . 193  
 TANG, JAMES . . . . . 46  
 TSAMADOS, ARIS . . . . . 44  
 VOLKOM, NICK . . . . . 282  
 WOODS, JOHN . . . . . 89  
 YOUNG, JIM . . . . . 386

SCHOOL TRUSTEE

OTE FOR 7  
 AHMAD, M. SHARIF . . . . . 88  
 BHALOO, HAKAM . . . . . 184  
 BURTON, RON . . . . . 448  
 CHAMI, PARVIN . . . . . 189  
 CIARIELLO, PINA . . . . . 217  
 FISHER, BARBARA . . . . . 333  
 GUERRIERO, ENZO . . . . . 217  
 JONES, CAROL . . . . . 461  
 PALIDDA, SAM . . . . . 283  
 PANDHER, RAJINDER . . . . . 253  
 PENNER, WARREN . . . . . 242  
 PRINCE, RUBIN . . . . . 71  
 REDMAN, MONDEE . . . . . 349  
 RUSHTON, MARILYN . . . . . 444  
 SMITH, ANNE . . . . . 437  
 SPITZ, BARBARA . . . . . 310

0034 EDMONDS HOUSE

REGISTERED VOTERS - TOTAL . . . . .  
 BALLOTS CAST - TOTAL . . . . .  
 VOTER TURNOUT - TOTAL . . . . .

VOTES  
 2477  
 485  
 19.58

(1) BURNABY MOUNTAIN CONSERVATION AREA  
 YES . . . . .  
 NO . . . . .

VOTES PERCENT  
 311 90.41  
 33 9.59

MAYOR  
 BEGIN, GARY . . . . .  
 BLOY, HARRY . . . . .  
 DRUMMOND, DOUGLAS PATRICK . . . . .  
 MOTIUK, JOHN WALTER . . . . .

104  
 44  
 286  
 41

(2) DEER LAKE PARK  
 YES . . . . .  
 NO . . . . .

329 92.42  
 27 7.58

COUNCILLOR  
 VOTE FOR 8  
 BOIVIN, LYLE . . . . .  
 CAMPBELL, HELENA . . . . .  
 CORRIGAN, DEREK . . . . .  
 CRUDO, FRANK . . . . .  
 DER, BARBARA . . . . .  
 DHALLIYAL, SAV SINGH . . . . .  
 EVANS, DOUG . . . . .  
 HETHERINGTON, TOM . . . . .  
 HITTIRICH, JULIA . . . . .  
 JAHN, RALPH H. . . . .  
 JOHNSTON, DAN . . . . .  
 KEITHLEY, JOE . . . . .  
 KENNEDY, SHAHE . . . . .  
 KYENICH, NICK . . . . .  
 LAL, ALLAN . . . . .  
 LAWSON, DOREEN . . . . .  
 MACKAY, NEIL H. . . . .  
 MAH, CHARLES . . . . .  
 MANCINELLI, STEPHEN . . . . .  
 MURANEY, JOHN . . . . .  
 RANKIN, LEE . . . . .  
 REDMAN, CELESTE . . . . .  
 SPENCE, RUDY . . . . .  
 TANG, JAMES . . . . .  
 TSAMADOS, ARIS . . . . .  
 VOLKOV, KICK . . . . .  
 WOODS, JOHN . . . . .  
 YOUNG, JIM . . . . .

37  
 144  
 268  
 46  
 109  
 171  
 275  
 49  
 47  
 84  
 240  
 41  
 69  
 42  
 36  
 190  
 115  
 75  
 38  
 84  
 275  
 223  
 105  
 27  
 33  
 175  
 57  
 251

(3) BYRNE CREEK RAVINE PARK  
 YES . . . . .  
 NO . . . . .

296 89.43  
 35 10.57

(4) TAYLOR PARK  
 YES . . . . .  
 NO . . . . .

1.12  
 4.36  
 8.11  
 1.39  
 3.30  
 5.17  
 8.32  
 1.48  
 1.42  
 2.54  
 7.26  
 1.24  
 2.09  
 1.27  
 1.09  
 5.75  
 3.48  
 2.27  
 1.15  
 2.54  
 8.32  
 6.75  
 3.18  
 .82  
 1.00  
 5.29  
 1.72  
 7.59

(5) FOURTEENTH AVENUE RAVINE PARK  
 YES . . . . .  
 NO . . . . .

273 86.94  
 41 13.06

(6) ROM MCGLEAN PARK  
 YES . . . . .  
 NO . . . . .

285 87.69  
 40 12.31

(7) BURNABY FRASER FORESHORE PARK  
 YES . . . . .  
 NO . . . . .

309 90.88  
 31 9.12

(8) RICHMOND PARK  
 YES . . . . .  
 NO . . . . .

304 90.75  
 31 9.25

SCHOOL TRUSTEE  
 VOTE FOR 7

AHMAD, M. SHARIF . . . . .  
 BHALOO, HAKAM . . . . .  
 BURTON, RON . . . . .  
 CHAMI, PARVIN . . . . .  
 CIARINIELLO, PINA . . . . .  
 FISHER, BARBARA . . . . .  
 GUERRIERO, ENZO . . . . .  
 JONES, CAROL . . . . .  
 PALIDDA, SAM . . . . .  
 PANDHER, RAJINDER . . . . .  
 PENNER, WARREN . . . . .  
 PRINCE, RUBIN . . . . .  
 REDMAN, MONDEE . . . . .  
 RUSHTON, MARILYN . . . . .  
 SMITH, ANNE . . . . .  
 SPLITZ, BARBARA . . . . .

67  
 83  
 294  
 94  
 128  
 192  
 120  
 297  
 191  
 166  
 151  
 43  
 215  
 272  
 267  
 163

2.44  
 3.03  
 10.72  
 3.43  
 4.67  
 7.00  
 4.37  
 10.83  
 6.96  
 6.05  
 5.50  
 1.57  
 7.84  
 9.92  
 9.73  
 5.94

0035 STRIDE COMMUNITY SCHOOL

REGISTERED VOTERS - TOTAL . . . . . 3312  
 BALLOTS CAST - TOTAL . . . . . 695  
 VOTER TURNOUT - TOTAL . . . . . 20.98

VOTES PERCENT

(1) BURNABY MOUNTAIN CONSERVATION AREA  
 YES . . . . . 562 92.28  
 NO . . . . . 47 7.72

MAYOR  
 BEGIN, GARY . . . . . 124 18.37  
 BLOT, HARRY . . . . . 77 11.41  
 DRUMMOND, DOUGLAS PATRICK . . . . . 425 62.96  
 MOTIUK, JOHN WALTER . . . . . 49 7.26

COUNCILLOR  
 VOTE FOR 8

BOIVIN, LYLE . . . . . 41 .81  
 CARPPELL, HELENA . . . . . 186 3.67  
 CORRIGAN, DEREK . . . . . 411 8.11  
 CRUDO, FRANK . . . . . 97 1.91  
 DER, BARBARA . . . . . 148 2.92  
 DHALIWAL, SAV SINGH . . . . . 334 6.59  
 EVANS, DOUG . . . . . 415 8.19  
 HETHERINGTON, TOM . . . . . 57 1.12  
 HETRICH, JULIA . . . . . 82 1.62  
 JAHN, RALPH H. . . . . 99 1.95  
 JOHNSTON, DAN . . . . . 404 7.97  
 KEITHLEY, JOE . . . . . 62 1.22  
 KENNEDY, SHANE . . . . . 104 2.05  
 KVENICH, NICK . . . . . 78 1.54  
 LAL, ALLAN . . . . . 84 1.66  
 LAWSON, DOREEN . . . . . 220 4.34  
 MACKAY, NEIL H. . . . . 133 2.62  
 MAH, CHARLES . . . . . 115 2.27  
 MANCINELLI, STEPHEN . . . . . 118 2.33  
 NURANEY, JOHN . . . . . 62 1.22  
 RANKIN, LEE . . . . . 420 8.29  
 REDMAN, CELESTE . . . . . 356 7.02  
 SPENCE, RUDY . . . . . 113 2.23  
 TANG, JAMES . . . . . 47 .93  
 TSAMADOS, ARIS . . . . . 71 1.40  
 VOLKOM, NICK . . . . . 320 6.31  
 WOODS, JOHN . . . . . 99 1.95  
 YOUNG, JIM . . . . . 393 7.75

(2) DEER LAKE PARK  
 YES . . . . . 571 93.91  
 NO . . . . . 37 6.09

(3) BYRNE CREEK RAVINE PARK  
 YES . . . . . 578 93.83  
 NO . . . . . 38 6.17

(4) TAYLOR PARK  
 YES . . . . . 538 90.88  
 NO . . . . . 54 9.12

(5) FOURTEENTH AVENUE RAVINE PARK  
 YES . . . . . 550 91.82  
 NO . . . . . 49 8.18

(6) RON McLEAN PARK  
 YES . . . . . 559 92.86  
 NO . . . . . 43 7.14

(7) BURNABY FRASER FORESHORE PARK  
 YES . . . . . 571 94.38  
 NO . . . . . 34 5.62

(8) RICHMOND PARK  
 YES . . . . . 542 91.40  
 NO . . . . . 51 8.60

SCHOOL TRUSTEE  
 VOTE FOR 7

AHMAD, M. SHARIF . . . . . 122 2.92  
 BHALOO, HAKAM . . . . . 127 3.04  
 BURTON, RON . . . . . 444 10.63  
 CHAMI, PARVIN . . . . . 119 2.85  
 CIARNIELLO, PINA . . . . . 157 3.76  
 FISHER, BARBARA . . . . . 217 5.20  
 GUERRIERO, ENZO . . . . . 141 3.38  
 JONES, CAROL . . . . . 457 10.94  
 PALIDDA, SAM . . . . . 346 8.29  
 PANDHER, RAJINDER . . . . . 329 7.88  
 PENNER, WARREN . . . . . 174 4.17  
 PRINCE, RUBIN . . . . . 72 1.72  
 REDMAN, MONDEE . . . . . 385 9.22  
 RUSHTON, MARILYN . . . . . 425 10.18  
 SMITH, ANNE . . . . . 451 10.80  
 SPLITZ, BARBARA . . . . . 210 5.03



3036 EDMONDS ELEMENTARY SCHOOL

REGISTERED VOTERS - TOTAL . . . . . 2348  
 BALLOTS CAST - TOTAL . . . . . 573  
 VOTER TURNOUT - TOTAL . . . . . 24.40

VOTES PERCENT

MAYOR  
 BEGIN, GARY . . . . . 103 18.39  
 BLOY, HARRY . . . . . 45 8.04  
 DRUMMOND, DOUGLAS PATRICK . . . . . 368 65.71  
 MOTIUK, JOHN WALTER . . . . . 44 7.86

COUNCILLOR  
 VOTE FOR 8

BOIVIN, LYLE . . . . . 36 .88  
 CAMPBELL, HELENA . . . . . 143 3.49  
 CORRIGAN, DEREK . . . . . 341 8.32  
 CRUDO, FRANK . . . . . 69 1.68  
 DER, BARBARA . . . . . 111 2.71  
 DHALLIWAL, SAV SINGH . . . . . 292 7.13  
 EVANS, DOUG . . . . . 350 8.54  
 HEATHERINGTON, TOM . . . . . 48 1.17  
 HITTICH, JULIA . . . . . 45 1.10  
 JAHN, RALPH H. . . . . 77 1.88  
 JOHNSTON, DAN . . . . . 314 7.66  
 KEITHLEY, JOE . . . . . 37 1.00  
 KENNEDY, SHANE . . . . . 77 1.88  
 KVENICH, NICK . . . . . 52 1.27  
 LAL, ALLAN . . . . . 66 1.61  
 LAWSON, DOREEN . . . . . 171 4.17  
 MACKEY, NEIL H. . . . . 126 3.08  
 MAH, CHARLES . . . . . 95 2.32  
 MANCINELLI, STEPHEN . . . . . 29 .71  
 NURANEY, JOHN . . . . . 99 2.42  
 RANKIN, LEE . . . . . 354 8.64  
 REDMAN, CELESTE . . . . . 291 7.10  
 SPENCE, RUDY . . . . . 122 2.98  
 TANG, JAMES . . . . . 37 1.00  
 TSAMADOS, ARIS . . . . . 41 1.00  
 VOLKOW, NICK . . . . . 270 6.59  
 WOODS, JOHN . . . . . 71 1.73  
 YOUNG, JIM . . . . . 333 8.13

(1) BURNABY MOUNTAIN CONSERVATION AREA

YES . . . . . 434 90.79  
 NO . . . . . 44 9.21

(2) DEER LAKE PARK

YES . . . . . 458 94.43  
 NO . . . . . 27 5.57

(3) BYRNE CREEK RAVINE PARK

YES . . . . . 396 87.03  
 NO . . . . . 59 12.97

(4) TAYLOR PARK

YES . . . . . 375 85.81  
 NO . . . . . 62 14.19

(5) FOURTEENTH AVENUE RAVINE PARK

YES . . . . . 411 90.33  
 NO . . . . . 44 9.67

(6) RON McLEAN PARK

YES . . . . . 390 87.25  
 NO . . . . . 57 12.75

(7) BURNABY FRASER FORESHORE PARK

YES . . . . . 420 90.91  
 NO . . . . . 42 9.09

(8) RICHMOND PARK

YES . . . . . 437 92.58  
 NO . . . . . 35 7.42

SCHOOL TRUSTEE  
 VOTE FOR 7

AHMAD, M. SHARIF . . . . . 97 2.80  
 BHALOO, HAKAM . . . . . 121 3.50  
 BURTON, RON . . . . . 362 10.46  
 CHANI, PARVIN . . . . . 107 3.09  
 CIARINIELLO, PINA . . . . . 119 3.44  
 FISHER, BARBARA . . . . . 178 5.14  
 GUERRIERO, ENZO . . . . . 119 3.44  
 JONES, CAROL . . . . . 379 10.95  
 PALLODA, SAM . . . . . 295 8.52  
 PANDHER, RAJINDER . . . . . 294 8.49  
 PENNER, WARREN . . . . . 157 4.53  
 PRINCE, RUBIN . . . . . 66 1.91  
 REDMAN, MONDEE . . . . . 309 8.93  
 RUSHTON, MARILYN . . . . . 341 9.85  
 SMITH, ANNE . . . . . 357 10.31  
 SPITZ, BARBARA . . . . . 161 4.65

337 SECOND ST. COMMUNITY SCHOOL  
 REGISTERED VOTERS - TOTAL . . . . . 2201  
 BALLOTS CAST - TOTAL . . . . . 619  
 VOTER TURNOUT - TOTAL . . . . . 28.12

(1) BURNABY MOUNTAIN CONSERVATION AREA  
 YES . . . . . 448 89.78  
 NO . . . . . 51 10.22

YOR  
 JEGIN, GARY . . . . . 148 24.42  
 BLOY, HARRY . . . . . 37 6.11  
 RUMMOND, DOUGLAS PATRICK . . . . . 388 62.03  
 KOTIUK, JOHN WALTER . . . . . 33 5.45

(2) DEER LAKE PARK  
 YES . . . . . 471 91.81  
 NO . . . . . 42 8.19

MUNCILLOR  
 WITE FOR 8

(3) BYRNE CREEK RAVINE PARK  
 YES . . . . . 415 85.57  
 NO . . . . . 70 14.43

KOTVIN, LYLE . . . . . 34 4.14  
 AMPBELL, HELENA . . . . . 181 8.32  
 CORRIGAN, DEREK . . . . . 364 1.28  
 RUDO, FRANK . . . . . 56 3.20  
 ER, BARBARA . . . . . 140 2.93  
 HALIMAL, SAV SINGH . . . . . 293 6.70  
 VANS, DOUG . . . . . 356 8.14  
 IETTERINGTON, TOM . . . . . 50 1.14  
 IITTRICH, JULIA . . . . . 43 .98  
 JAHN, RALPH H. . . . . 121 2.77  
 JOHNSTON, DAN . . . . . 320 7.31  
 KEITHLEY, JOE . . . . . 40 1.60  
 KENNEDY, SHANE . . . . . 70 3.69  
 KVENICH, NICK . . . . . 30 .69  
 LAL, ALLAN . . . . . 56 1.28  
 LAWSON, DOREEN . . . . . 237 5.42  
 KACKAY, NEIL H. . . . . 154 3.52  
 MAH, CHARLES . . . . . 122 2.79  
 MANCINELLI, STEPHEN . . . . . 127 1.17  
 MURANEY, JOHN . . . . . 51 2.90  
 RANKIN, LEE . . . . . 363 8.30  
 REDMAN, CELESTE . . . . . 307 7.02  
 SPENCE, RUDY . . . . . 137 3.13  
 TANG, JAMES . . . . . 30 .69  
 TSAMADOS, ARIS . . . . . 23 .53  
 VOLKOM, NICK . . . . . 271 6.19  
 WOODS, JOHN . . . . . 63 1.44  
 YOUNG, JIM . . . . . 337 7.70

(4) TAYLOR PARK  
 YES . . . . . 396 83.37  
 NO . . . . . 79 16.63

YOUNG, JIM . . . . . 337 7.70

(5) FOURTEENTH AVENUE RAVINE PARK  
 YES . . . . . 422 86.83  
 NO . . . . . 64 13.17

YOUNG, JIM . . . . . 337 7.70

(6) RON McLEAN PARK  
 YES . . . . . 416 88.14  
 NO . . . . . 56 11.86

YOUNG, JIM . . . . . 337 7.70

(7) BURNABY FRASER FORESHORE PARK  
 YES . . . . . 434 90.04  
 NO . . . . . 48 9.96

YOUNG, JIM . . . . . 337 7.70

(8) RICHMOND PARK  
 YES . . . . . 430 88.48  
 NO . . . . . 56 11.52

SCHOOL TRUSTEE  
 VOTE FOR 7  
 AHMAD, M. SHARIF . . . . . 88 2.41  
 BHALOO, HAKAM . . . . . 142 3.89  
 BURTON, RON . . . . . 359 9.84  
 CHAMI, PARVIN . . . . . 135 3.70  
 CIARNIELLO, PINA . . . . . 169 4.63  
 FISHER, BARBARA . . . . . 204 5.59  
 GUERRIERO, ENZO . . . . . 142 3.89  
 JONES, CAROL . . . . . 375 7.95  
 PALIDDA, SAM . . . . . 290 7.95  
 PANDHER, RAJINDER . . . . . 308 8.45  
 PENNER, WARREN . . . . . 151 4.14  
 PRINCE, RUBIN . . . . . 72 1.97  
 REDMAN, MONDEE . . . . . 316 8.66  
 RUSHTON, MARILYN . . . . . 352 9.65  
 SMITH, ANNE . . . . . 354 9.71  
 SPITZ, BARBARA . . . . . 190 5.21

338 ADVANCE POLL

REGISTERED VOTERS - TOTAL	VOTES	PERCENT
3 ALLOTS CAST - TOTAL	467	0
YOR	158	34.50
3EGIN, GARY	21	4.59
3LOY, HARRY	257	56.11
3RUMMOND, DOUGLAS PATRICK	22	4.80
3OTIUK, JOHN WALTER		

NOTES PERCENT

(1) BURNABY MOUNTAIN CONSERVATION AREA  
 YES . . . . . 397 93.41  
 NO . . . . . 28 6.59

(2) DEER LAKE PARK  
 YES . . . . . 404 94.39  
 NO . . . . . 24 5.61

(3) BYRNE CREEK RAVINE PARK  
 YES . . . . . 383 91.85  
 NO . . . . . 34 8.15

(4) TAYLOR PARK  
 YES . . . . . 358 88.18  
 NO . . . . . 48 11.82

(5) FOURTEENTH AVENUE RAVINE PARK  
 YES . . . . . 365 89.24  
 NO . . . . . 44 10.76

(6) RON MCLEAN PARK  
 YES . . . . . 382 92.05  
 NO . . . . . 33 7.95

(7) BURNABY FRASER FORESHORE PARK  
 YES . . . . . 391 92.87  
 NO . . . . . 30 7.13

(8) RICHMOND PARK  
 YES . . . . . 375 91.02  
 NO . . . . . 37 8.98

OUNCILLOR	OTE FOR	VOTES	PERCENT
BOIVIN, LYLE	8	24	70
CAMPBELL, HELENA		178	5.20
CORRIGAN, DEREK		238	6.96
CRUDO, FRANK		31	9.91
DER, BARBARA		164	4.79
DHALIWAL, SAV SINGH		172	5.03
EVANS, DOUG		256	7.48
HETHERINGTON, TOM		32	9.4
HITTRICH, JULIA		23	6.7
JAHN, RALPH H.		130	3.80
JOHNSTON, DAN		208	6.08
KETHLEY, JOE		32	9.4
KENNEDY, SHANE		34	9.9
KVENICH, NICK		25	7.3
LAI, ALLAN		20	5.8
LAUSON, DOREEN		255	7.45
MACKAY, NEIL H.		176	5.14
MAH, CHARLES		117	3.42
MANGINELLI, STEPHEN		36	1.05
MURRAY, JOHN		160	4.68
RANKIN, LEE		256	7.48
REDMAN, CELESTE		203	5.93
SPENCE, RUDY		155	4.53
TANG, JAMES		9	.26
TSAMADOS, ARIS		13	.38
VOLKOM, NICK		189	5.52
WOODS, JOHN		42	1.23
YOUNG, JIM		243	7.10

SCHOOL TRUSTEE

VOTE FOR	VOTES	PERCENT
AHMAD, M. SHARIF	35	1.24
BHALOO, HAKAM	133	4.71
BURTON, RON	245	8.67
CHAMI, PARVIN	143	5.06
CIARNIELLO, PINA	153	5.41
FISHER, BARBARA	225	7.96
GUERRIERO, ENZO	161	5.70
JONES, CAROL	260	9.20
PALIDDA, SAM	170	6.02
PANDHER, RAJINDER	172	6.09
PENNER, WARREN	177	6.26
PRINCE, RUBIN	39	1.38
REDMAN, MONDEE	212	7.50
RUSHION, MARILYN	254	8.99
SMITH, ANNE	236	8.35
SPLITZ, BARBARA	211	7.47

0039 CITY OF BURNABY [EXTRA]

REGISTERED VOTERS - TOTAL	BALLOTS CAST - TOTAL	VOTES	PERCENT
0	702	0	

MAYOR

BEGIN, GARY	155	24.14
BLOI, HARRY	48	7.48
DRUMMOND, DOUGLAS PATRICK	398	61.99
MOTIUK, JOHN WALTER	41	6.39

COUNCILLOR

VOTE FOR	VOTES	PERCENT
BOIVIN, LYLE	47	1.21
CAMPBELL, HELENA	209	5.37
CORRIGAN, DEREK	307	7.88
CRUDO, FRANK	55	1.41
DER, BARBARA	123	3.16
DHALIWAL, SAV SINGH	192	4.93
EVANS, DOUG	326	8.37
HETHERINGTON, TOM	65	1.67
HITTRICH, JULIA	44	1.13
JAHN, RALPH H.	93	2.39
JOHNSTON, DAN	280	7.19
KEITHLEY, JOE	40	1.03
KENNEDY, SHANE	107	2.75
KVENICH, NICK	50	1.28
LAL, ALLAN	40	1.03
LABSON, DOREEN	255	6.55
MACKAY, NEIL H.	115	2.95
MAH, CHARLES	75	1.93
MANCINELLI, STEPHEN	39	1.00
MURANEY, JOHN	87	2.23
RANKIN, LEE	339	8.70
REDMAN, CELESTE	241	6.19
SPENCE, RUBY	112	2.88
TANG, JAMES	23	.59
TSAMADOS, ARIS	33	.85
VOLKOW, NICK	209	5.37
WOODS, JOHN	92	2.36
YOUNG, JIM	297	7.63

SCHOOL TRUSTEE

VOTE FOR	VOTES	PERCENT
AHMAD, M. SHARIF	64	2.09
BHALOO, HAKAM	81	2.65
BURTON, RON	346	11.33
CHAMI, PARVIN	93	3.04
CIARINIELLO, PINA	131	4.29
FISHER, BARBARA	221	7.23
GUERRIERO, ENZO	99	3.24
JONES, CAROL	367	12.01
PALIDDA, SAM	201	6.58
PAUDHER, RAJINDER	188	6.15
PENNER, WARREN	178	5.83
PRINCE, RUBIN	65	2.13
REDMAN, MONDEE	270	8.84
RUSHTON, MARILYN	279	9.13
SMITH, ANNE	318	10.41
SPLITZ, BARBARA	154	5.04

(1) BURNABY MOUNTAIN CONSERVATION AREA  
 YES . . . . . 477 95.02  
 NO . . . . . 25 4.98

(2) DEER LAKE PARK  
 YES . . . . . 490 94.23  
 NO . . . . . 30 5.77

(3) BYRNE CREEK RAVINE PARK  
 YES . . . . . 382 87.02  
 NO . . . . . 57 12.98

(4) TAYLOR PARK  
 YES . . . . . 380 89.20  
 NO . . . . . 46 10.80

(5) FOURTEENTH AVENUE RAVINE PARK  
 YES . . . . . 355 86.37  
 NO . . . . . 56 13.63

(6) RON MCLEAN PARK  
 YES . . . . . 371 89.18  
 NO . . . . . 45 10.82

(7) BURNABY FRASER FORESHORE PARK  
 YES . . . . . 428 93.25  
 NO . . . . . 31 6.75

(8) RICHMOND PARK  
 YES . . . . . 397 90.85  
 NO . . . . . 40 9.15

MAYOR

01 = BEGIN, GARY  
 02 = BLOY, HARRY

VOTES PERCENT  
 6,506 28.36  
 1,893 8.25

03 = DRUMMOND, DOUGLAS PATRICK  
 04 = MOTIUK, JOHN WALTER

VOTES PERCENT  
 13,138 57.26  
 1,407 6.13

	01	02	03	04
0001 GILMORE AVE. COMMUNITY SCHOOL	123	55	508	32
0002 ROSSER ELEMENTARY SCHOOL	67	40	313	36
0003 CAPITOL HILL ELEMENTARY SCHOOL	134	48	491	44
0004 WESTRIDGE ELEMENTARY SCHOOL	177	30	386	35
0005 KITCHENER ELEMENTARY SCHOOL	91	57	356	47
0006 ALPHA SECONDARY SCHOOL	114	51	366	49
0007 BRENTWOOD PARK ELEM. SCHOOL	192	35	319	36
0008 BURBARY N. SCHOOL-S. BUILDING	162	42	358	25
0009 PARKCREST ELEMENTARY SCHOOL	266	67	441	50
0010 LOCHDALE COMMUNITY SCHOOL	171	58	356	50
0011 SPERLING AVENUE ELEM. SCHOOL	172	90	388	40
0012 FOREST GROVE ELEMENTARY SCHOOL	131	47	251	17
0013 STONEY CREEK COMMUNITY SCHOOL	129	47	296	23
0014 CASCADE HEIGHTS ELEM. SCHOOL	264	78	497	60
0015 DOUGLAS ELEMENTARY SCHOOL	185	40	361	57
0016 CANADA WAY EDUCATION CENTRE	105	28	189	23
0017 BURBARY CITY HALL	219	34	192	20
0018 SEAFORTH ELEMENTARY SCHOOL	180	94	280	31
0019 CAMERON ROAD ELEMENTARY SCHOOL	132	56	376	30
0020 INMAN ELEMENTARY SCHOOL	281	52	358	39
0021 CHAFFEY-BURKE ELEM. SCHOOL	262	57	380	43
0022 BONSOR RECREATION CENTRE	106	32	236	27
0023 MAYWOOD ELEM. SCHOOL (SITE)	246	63	391	36
0024 COLUMBIA COLLEGE	217	42	333	47
0025 BRANTFORD ELEMENTARY SCHOOL	186	55	316	47
0026 MORLEY ELEMENTARY SCHOOL	264	51	316	49
0027 LAKEVIEW ELEMENTARY SCHOOL	97	16	160	22
0028 ARMSTRONG ELEMENTARY SCHOOL	217	50	339	34
0029 SUNCREST ELEMENTARY SCHOOL	120	25	227	27
0030 SOUTH SLOPE ELEMENTARY SCHOOL	239	57	389	26
0031 NELSON ELEMENTARY SCHOOL	181	43	290	29
0032 WINDSOR ELEMENTARY SCHOOL	78	18	131	13
0033 CLINTON ELEMENTARY SCHOOL	226	63	426	42
0034 EDMONDS HOUSE	104	44	286	41
0035 STRIDE COMMUNITY SCHOOL	124	77	425	49
0036 EDMONDS ELEMENTARY SCHOOL	103	45	368	44
0037 SECOND ST. COMMUNITY SCHOOL	148	37	388	33
0038 ADVANCE POLL	158	21	257	22
0039 CITY OF BURBARY [EXTRA]	155	48	398	41

UNOFFICIAL CANVASS  
 RUN DATE:11/16/96 09:17 PM

CITY OF BURBARY, BC, CN

COUNCILLOR  
 VOTE FOR 8

	01	02	03	04	05	06	07	08	09	10	11	12	13	14	15	16
01 = BOIVIN, LYLE			1,254		.76									1,874	47	1.13
02 = CAMPBELL, HELENA		105	252	60	4.74									4,830	46	2.91
03 = CORRIGAN, DEREK		182	452	90	7.47									10,729	48	6.46
04 = CRUDO, FRANK		194	356	63	1.61									1,811	35	1.09
05 = DER, BARBARA		152	309	109	3.89									3,143	56	1.89
06 = DHALIALL, SAV SINGH		176	301	112	5.36									2,030	56	1.22
07 = EVANS, DOUG		256	300	60	7.46									1,946	31	1.17
08 = HETHERINGTON, TOM		190	330	93	1.26									10,126	50	6.10

0001 GILMORE AVE. COMMUNITY SCHOOL	43	181	454	89	147	325	439	81	71	95	430	58	91	56	47	256
0002 ROSSER ELEMENTARY SCHOOL	21	105	252	60	86	219	273	52	51	49	247	40	55	42	46	138
0003 CAPITOL HILL ELEMENTARY SCHOOL	34	182	452	90	138	321	468	84	55	93	401	51	88	60	48	266
0004 WESTRIDGE ELEMENTARY SCHOOL	23	194	356	63	147	239	355	53	37	125	293	50	63	56	35	276
0005 KITCHENER ELEMENTARY SCHOOL	41	152	309	109	114	233	313	52	52	80	281	46	93	56	56	171
0006 ALPHA SECONDARY SCHOOL	43	176	301	112	94	233	312	61	63	81	272	42	98	50	50	157
0007 BRENTWOOD PARK ELEM. SCHOOL	26	256	300	60	200	204	292	48	33	143	278	25	79	62	31	290
0008 BURBARY N. SCHOOL-S. BUILDING	31	190	330	93	159	214	319	64	62	117	285	47	98	58	51	243
0009 PARKCREST ELEMENTARY SCHOOL	49	277	414	116	229	291	411	65	62	179	351	52	127	80	61	377
0010 LOCHVALE COMMUNITY SCHOOL	29	208	326	93	185	242	326	47	52	140	276	53	95	75	65	278
0011 SPERLING AVENUE ELEM. SCHOOL	24	203	364	107	170	260	354	66	66	107	328	47	121	82	82	287
0012 FOREST GROVE ELEMENTARY SCHOOL	11	151	240	49	144	167	210	55	63	105	245	46	64	54	40	231
0013 STONEY CREEK COMMUNITY SCHOOL	22	161	292	59	138	217	288	106	100	178	370	141	139	89	105	353
0014 CASCADE HEIGHTS ELEM. SCHOOL	48	300	452	131	167	269	339	65	50	137	300	60	65	49	43	323
0015 DOUGLAS ELEMENTARY SCHOOL	38	217	364	42	187	346	446	25	25	70	150	29	43	33	47	130
0016 CANADA WAY EDUCATION CENTRE	12	116	179	38	106	145	172	31	30	164	158	28	44	27	30	293
0017 BURBARY CITY HALL	25	222	183	77	203	132	177	59	128	229	150	44	102	82	72	291
0018 SEAFORTH ELEMENTARY SCHOOL	25	217	272	91	167	269	351	61	51	94	304	40	89	59	56	348
0019 CAMERON ROAD ELEMENTARY SCHOOL	30	164	332	65	138	249	351	65	60	181	298	44	102	82	72	291
0020 INMAN ELEMENTARY SCHOOL	41	290	347	77	241	232	334	61	50	174	352	45	101	54	40	355
0021 CHAFFEY-BURKE ELEM. SCHOOL	40	307	379	73	249	269	412	61	60	181	298	44	102	82	72	291
0022 BONSOR RECREATION CENTRE	25	135	235	52	112	151	234	45	33	68	205	37	61	37	40	164
0023 MATWOOD ELEM. SCHOOL [SITE]	35	310	390	77	228	262	397	65	49	187	356	47	107	66	53	327
0024 COLUMBIA COLLEGE	45	262	324	61	220	230	321	49	54	159	262	48	88	46	50	331
0025 BRANTFORD ELEMENTARY SCHOOL	28	215	317	71	169	218	327	34	43	153	275	38	78	46	67	261
0026 MORELEY ELEMENTARY SCHOOL	33	312	334	64	278	318	418	50	45	225	246	44	78	48	47	410
0027 LAKEVIEW ELEMENTARY SCHOOL	13	114	161	26	102	118	161	22	19	70	141	16	35	26	60	143
0028 ARMSTRONG ELEMENTARY SCHOOL	38	260	324	71	239	227	320	58	45	172	265	28	49	25	51	197
0029 SUNCREST ELEMENTARY SCHOOL	10	130	243	28	106	162	239	30	30	87	312	40	90	47	47	387
0030 SOUTH SLOPE ELEMENTARY SCHOOL	42	262	384	61	236	260	386	34	56	149	218	46	68	40	41	298
0031 NELSON ELEMENTARY SCHOOL	37	209	121	31	186	178	301	17	17	118	118	44	38	23	25	100
0032 WINDSOR ELEMENTARY SCHOOL	18	91	121	70	78	101	129	15	47	185	118	60	94	42	25	375
0033 CLINTON ELEMENTARY SCHOOL	55	265	425	70	232	264	418	53	47	185	335	60	69	55	55	190
0034 EDMONDS HOUSE	37	144	268	46	109	171	275	49	47	84	240	41	69	42	36	190
0035 STRIDE COMMUNITY SCHOOL	41	186	411	46	148	334	415	57	82	99	404	62	104	78	84	220
0036 EDMONDS ELEMENTARY SCHOOL	36	143	341	69	111	292	350	48	45	77	314	37	70	52	66	171
0037 SECOND ST. COMMUNITY SCHOOL	34	181	364	56	140	293	356	50	23	121	320	40	77	30	56	237
0038 ADVANCE POLL	24	178	238	31	164	172	256	32	23	130	208	32	34	20	20	255
0039 CITY OF BURBARY [EXTRA]	47	209	307	55	123	192	326	65	44	93	280	40	107	50	40	255

COUNCILLOR  
 VOTE FOR 8

- 01 = MACKAY, NEIL H.
- 02 = MAH, CHARLES
- 03 = MANCINELLI, STEPHEN
- 04 = NURANNEY, JOHN
- 05 = RANKIN, LEE
- 06 = REDMAN, CELESTE

(CONTINUED)

- 07 = SPENCE, RUDY
- 08 = TANG, JAMES
- 09 = TSAMADOS, ARIS
- 10 = VOLKOV, NICK
- 11 = WOODS, JOHN
- 12 = YOUNG, JIM

SCHOOL	01	02	03	04	05	06	07	08	09	10	11	12	VOTES	PERCENT
0001 GILMORE AVE. COMMUNITY SCHOOL	142	94	89	100	475	435	127	30	41	370	91	432	5,847	3.52
0002 ROSSER ELEMENTARY SCHOOL	64	82	50	56	289	246	61	44	27	203	73	233	1,360	.82
0003 CAPITOL HILL ELEMENTARY SCHOOL	150	126	79	118	487	393	128	46	37	359	108	444	1,797	.90
0004 WESTRIDGE ELEMENTARY SCHOOL	153	129	62	128	377	320	130	32	29	275	86	348	9,206	5.54
0005 KITCHENER ELEMENTARY SCHOOL	89	80	90	71	333	273	91	39	43	258	92	289	3,105	1.87
0006 ALPHA SECONDARY SCHOOL	95	86	103	68	346	293	93	56	28	243	90	314	11,738	7.07
0007 BRENTWOOD PARK ELEM. SCHOOL	210	143	51	171	315	244	184	32	32	230	84	289		
0008 BURBARY N. SCHOOL-S. BUILDING	149	138	78	116	430	338	126	46	52	292	127	401		
0009 PARKCREST ELEMENTARY SCHOOL	244	219	69	206	430	338	206	60	52	292	127	401		
0010 LOCHDALE COMMUNITY SCHOOL	182	147	68	137	325	257	167	49	48	244	100	298		
0011 SPERLING AVENUE ELEM. SCHOOL	166	122	63	156	396	289	151	38	74	272	134	328		
0012 FOREST GROVE ELEMENTARY SCHOOL	133	113	59	111	252	195	110	11	39	178	57	200		
0013 STONEY CREEK COMMUNITY SCHOOL	141	94	59	111	278	256	125	20	36	198	72	276		
0014 CASCADE HEIGHTS ELEM. SCHOOL	129	173	98	272	472	365	209	53	61	350	119	430		
0015 DOUGLAS ELEMENTARY SCHOOL	206	138	59	215	375	300	199	26	25	264	64	340		
0016 CANADA WAY EDUCATION CENTRE	77	71	28	106	206	151	74	26	24	142	48	170		
0017 BURBARY CITY HALL	206	160	22	216	216	150	191	23	21	126	45	182		
0018 SEAFORTH ELEMENTARY SCHOOL	160	150	66	148	286	219	162	58	59	202	106	251		
0019 CAMERON ROAD ELEMENTARY SCHOOL	137	108	39	140	339	305	121	29	50	261	74	320		
0020 INMAN ELEMENTARY SCHOOL	244	210	46	235	386	282	216	60	44	289	82	350		
0021 CHARFET-BURKE ELEM. SCHOOL	271	178	38	218	416	321	218	40	49	283	93	377		
0022 BONSOR RECREATION CENTRE	124	76	28	79	224	191	93	20	35	170	70	222		
0023 MAYWOOD ELEM. SCHOOL [SITE1]	252	174	44	222	400	320	206	41	53	281	89	366		
0024 COLUMBIA COLLEGE	223	152	54	215	328	251	197	33	33	228	74	304		
0025 BRANTFORD ELEMENTARY SCHOOL	201	157	41	182	323	260	178	37	50	238	77	296		
0026 MORLEY ELEMENTARY SCHOOL	296	207	51	260	325	233	256	34	31	210	89	274		
0027 LAKEVIEW ELEMENTARY SCHOOL	96	79	23	85	167	126	87	23	13	111	30	159		
0028 ARMSTRONG ELEMENTARY SCHOOL	228	178	38	194	339	279	207	44	20	234	79	293		
0029 SUNCREST ELEMENTARY SCHOOL	131	91	24	115	252	193	117	17	20	192	41	217		
0030 SOUTH SLOPE ELEMENTARY SCHOOL	197	148	38	238	398	286	226	29	57	286	102	364		
0031 NELSON ELEMENTARY SCHOOL	115	164	56	198	293	213	181	43	38	199	62	271		
0032 WINDSOR ELEMENTARY SCHOOL	72	54	13	68	121	100	73	16	18	89	39	121		
0033 CLINTON ELEMENTARY SCHOOL	233	192	51	191	432	349	193	46	44	282	89	386		
0034 EDMONDS HOUSE	115	75	38	84	275	223	105	27	33	175	57	251		
0035 STRIDE COMMUNITY SCHOOL	133	115	62	118	420	356	113	47	71	320	71	320		
0036 EDMONDS ELEMENTARY SCHOOL	126	95	29	99	354	291	122	37	41	270	71	333		
0037 SECOND ST. COMMUNITY SCHOOL	154	122	51	127	353	307	137	30	23	271	63	337		
0038 ADVANCE POLL	117	75	36	87	256	203	112	9	13	189	42	243		
0039 CITY OF BURBARY [EXTRA]	115	75	39	160	339	241	112	23	33	209	92	297		

SCHOOL TRUSTEE  
VOTE FOR 7

- 01 = AHMAD, M. SHARIF
- 02 = BHALOO, HAKAM
- 03 = BURTON, RON
- 04 = CHAMI, PARVIN
- 05 = CIARNIELLO, PINA
- 06 = FISHER, BARBARA
- 07 = GUERRIERO, ENZO
- 08 = JONES, CAROL

VOTES	PERCENT	09 = PALIDDA, SAM	VOTES	PERCENT
3,078	2.23	10 = PANDHER, RAJINDER	9,790	7.11
5,392	3.91	11 = PENNER, WARREN	8,672	6.29
13,462	9.77	12 = PRINCE, RUBIN	7,334	5.32
5,635	4.09	13 = REPMAN, MONDEE	2,155	1.56
7,013	5.09	14 = RUSHTON, MARILYN	11,021	8.00
9,394	6.82	15 = SMITH, ANNE	12,679	9.20
6,838	4.96	16 = SPLITZ, BARBARA	12,779	9.28
13,958	10.13		8,570	6.22

SCHOOL	01	02	03	04	05	06	07	08	09	10	11	12	13	14	15	16
001 GILMORE AVE. COMMUNITY SCHOOL	80	102	502	108	181	239	182	486	381	330	172	61	425	456	485	202
002 ROSSER ELEMENTARY SCHOOL	60	77	293	69	120	139	105	296	243	210	85	50	256	257	275	105
003 CAPITOL HILL ELEMENTARY SCHOOL	86	98	485	120	169	232	161	506	379	320	179	54	430	442	481	199
004 WESTRIDGE ELEMENTARY SCHOOL	61	119	372	122	196	226	236	379	293	235	183	37	323	346	352	211
005 KITCHENER ELEMENTARY SCHOOL	79	85	348	91	176	162	161	355	322	248	128	64	310	308	330	152
006 ALPHA SECONDARY SCHOOL	90	95	361	105	201	167	158	355	332	232	134	67	305	305	343	139
007 BRENTWOOD PARK ELEM. SCHOOL	59	142	340	157	210	278	196	345	233	198	205	41	270	312	312	267
008 BURBARY N. SCHOOL-S. BUILDING	77	130	453	138	201	230	370	370	281	213	184	50	294	316	330	222
009 PARCREST ELEMENTARY SCHOOL	111	209	453	213	276	344	283	485	346	277	268	64	354	427	412	309
010 LOCHDALE COMMUNITY SCHOOL	88	148	356	148	194	246	214	349	290	214	195	47	318	345	384	236
011 SPERLING AVENUE ELEM. SCHOOL	135	165	380	155	177	269	186	419	275	255	188	71	318	365	384	236
012 FOREST GROVE ELEMENTARY SCHOOL	69	125	264	110	145	202	147	261	184	176	138	33	209	248	258	179
013 STONEY CREEK COMMUNITY SCHOOL	74	127	309	127	144	209	144	339	231	211	151	45	264	313	284	194
014 CASCADE HEIGHTS ELEM. SCHOOL	155	249	495	295	265	363	263	515	349	317	285	73	398	457	494	313
015 DOUGLAS ELEMENTARY SCHOOL	82	170	389	187	205	268	197	405	270	249	207	52	304	383	345	268
016 CANADA WAY EDUCATION CENTRE	73	97	194	97	86	132	93	200	144	131	101	37	157	188	184	130
017 BURBARY CITY HALL	57	174	201	176	200	243	202	226	127	121	221	42	163	201	189	252
018 SEAFORTH ELEMENTARY SCHOOL	97	140	303	139	193	239	199	338	235	186	189	63	295	295	288	239
019 CAMERON ROAD ELEMENTARY SCHOOL	87	143	366	108	149	207	126	367	279	235	164	59	310	346	345	194
020 IMMAN ELEMENTARY SCHOOL	105	220	385	219	247	339	240	392	255	235	265	64	321	358	373	308
021 CHAFET-BURKE ELEM. SCHOOL	86	175	444	183	249	356	218	457	297	264	262	39	361	418	417	314
022 BONSOR RECREATION CENTRE	52	72	261	85	94	167	94	263	178	162	142	26	208	240	247	139
023 MAYWOOD ELEM. SCHOOL (SITE)	75	180	425	211	239	332	221	442	239	257	271	33	349	408	412	295
024 COLUMBIA COLLEGE	72	159	375	192	204	305	213	367	238	215	211	70	284	352	352	282
025 BRANTFORD ELEMENTARY SCHOOL	75	157	351	160	195	250	188	378	235	222	189	59	275	332	308	231
026 MORLEY ELEMENTARY SCHOOL	80	216	346	228	280	361	269	378	236	215	305	26	255	333	306	333
027 LAKEVIEW ELEMENTARY SCHOOL	41	78	173	81	98	136	99	177	119	109	93	26	134	178	165	118
028 ARMSTRONG ELEMENTARY SCHOOL	86	181	343	202	219	315	237	359	238	222	248	50	297	334	333	277
029 SUNCREST ELEMENTARY SCHOOL	39	97	249	100	108	166	116	264	173	164	127	88	214	259	233	163
030 SOUTH SLOPE ELEMENTARY SCHOOL	90	179	418	200	246	339	238	440	283	266	254	88	304	407	396	319
031 NELSON ELEMENTARY SCHOOL	58	146	301	159	198	256	189	338	195	160	220	66	247	290	282	254
032 WINDSOR ELEMENTARY SCHOOL	36	66	128	70	74	107	69	142	94	90	83	26	107	126	124	89
033 CLINTON ELEMENTARY SCHOOL	88	184	448	189	218	333	217	461	283	242	242	43	349	444	437	310
034 EDMONDS HOUSE	67	83	294	94	128	192	120	297	191	166	151	72	215	272	267	163
035 STRIDE COMMUNITY SCHOOL	122	127	444	119	157	217	141	457	346	329	174	43	385	425	451	210
036 EDMONDS ELEMENTARY SCHOOL	97	121	362	107	119	178	119	379	295	294	157	66	309	341	357	161
037 SECOND ST. COMMUNITY SCHOOL	88	142	359	135	169	204	142	375	290	308	151	72	316	354	354	190
038 ADVANCE POLL	35	133	245	143	153	225	161	260	170	172	177	39	212	254	236	211
039 CITY OF BURBARY (EXTRA)	64	81	346	93	131	221	99	367	201	188	178	65	270	279	318	154

(1) BURBARY MOUNTAIN CONSERVATION AREA

01 = YES

VOTES PERCENT  
18,543 92.29

02 = NO

VOTES PERCENT  
1,549 7.71

SCHOOL	01	02
001 GILMORE AVE. COMMUNITY SCHOOL	601	36
002 ROSSER ELEMENTARY SCHOOL	371	27
003 CAPITOL HILL ELEMENTARY SCHOOL	630	23
004 WESTRIDGE ELEMENTARY SCHOOL	523	24
005 KITCHENER ELEMENTARY SCHOOL	426	41



(1) BURBANY MOUNTAIN CONSERVATION AREA

01 = YES

VOTES PERCENT  
 18,543 92.29 02 = NO

VOTES PERCENT  
 1,549 7.71

	01	02
0006 ALPHA SECONDARY SCHOOL	385	39
0007 BRENTWOOD PARK ELEM. SCHOOL	481	38
0008 BURBANY M. SCHOOL-S. BUILDING	482	39
0009 PARKCREST ELEMENTARY SCHOOL	649	46
0010 LOCHDALE COMMUNITY SCHOOL	553	34
0011 SPERLING AVENUE ELEM. SCHOOL	549	51
0012 FOREST GROVE ELEMENTARY SCHOOL	405	16
0013 STONEY CREEK COMMUNITY SCHOOL	462	16
0014 CASCADE HEIGHTS ELEM. SCHOOL	680	68
0015 DOUGLAS ELEMENTARY SCHOOL	549	43
0016 CANADA WAY EDUCATION CENTRE	246	15
0017 BURBANY CITY HALL	396	33
0018 SEAFORTH ELEMENTARY SCHOOL	492	47
0019 CAMERON ROAD ELEMENTARY SCHOOL	483	34
0020 INMAN ELEMENTARY SCHOOL	581	75
0021 CHAFFEY-BURKE ELEM. SCHOOL	578	55
0022 BONSOR RECREATION CENTRE	319	29
0023 HAYWOOD ELEM. SCHOOL [SITE]	604	41
0024 COLUMBIA COLLEGE	478	51
0025 BRANTFORD ELEMENTARY SCHOOL	478	62
0026 MORLEY ELEMENTARY SCHOOL	545	58
0027 LAKEVIEW ELEMENTARY SCHOOL	220	28
0028 ARMSTRONG ELEMENTARY SCHOOL	539	52
0029 SUNCREST ELEMENTARY SCHOOL	327	25
0030 SOUTH SLOPE ELEMENTARY SCHOOL	626	51
0031 NELSON ELEMENTARY SCHOOL	441	48
0032 WINDSOR ELEMENTARY SCHOOL	179	21
0033 CLINTON ELEMENTARY SCHOOL	636	55
0034 EDMONDS HOUSE	311	33
0035 STRIDE COMMUNITY SCHOOL	562	47
0036 EDMONDS ELEMENTARY SCHOOL	434	44
0037 SECOND ST. COMMUNITY SCHOOL	448	51
0038 ADVANCE POLL	397	28
0039 CITY OF BURBANY [EXTRA]	477	25

(2) DEER LAKE PARK

01 = YES

VOTES PERCENT  
 19,016 94.30 02 = NO

VOTES PERCENT  
 1,150 5.70

	01	02
0001 GILMORE AVE. COMMUNITY SCHOOL	586	42
0002 ROSSER ELEMENTARY SCHOOL	359	32
0003 CAPITOL HILL ELEMENTARY SCHOOL	618	25
0004 WESTRIDGE ELEMENTARY SCHOOL	505	34
0005 KITCHENER ELEMENTARY SCHOOL	420	35
0006 ALPHA SECONDARY SCHOOL	384	29
0007 BRENTWOOD PARK ELEM. SCHOOL	473	39
0008 BURBANY M. SCHOOL-S. BUILDING	488	33
0009 PARKCREST ELEMENTARY SCHOOL	658	31
0010 LOCHDALE COMMUNITY SCHOOL	542	32
0011 SPERLING AVENUE ELEM. SCHOOL	532	41
0012 FOREST GROVE ELEMENTARY SCHOOL	410	7
0013 STONEY CREEK COMMUNITY SCHOOL	459	12
0014 CASCADE HEIGHTS ELEM. SCHOOL	689	58
0015 DOUGLAS ELEMENTARY SCHOOL	576	25
0016 CANADA WAY EDUCATION CENTRE	258	9
0017 BURBANY CITY HALL	421	19

(2) DEER LAKE PARK

01 = YES

VOTES PERCENT  
 19,016 94.30 02 = NO

VOTES PERCENT  
 1,150 5.70

	01	02	
0018 SEAFORTH ELEMENTARY SCHOOL	505	36	
0019 CAMERON ROAD ELEMENTARY SCHOOL	491	23	
0020 INMAN ELEMENTARY SCHOOL	622	45	
0021 CHAFFEY-BURKE ELEM. SCHOOL	605	31	
0022 BONSOR RECREATION CENTRE	335	18	
0023 MAYWOOD ELEM. SCHOOL [SITE1]	622	33	
0024 COLUMBIA COLLEGE	518	25	
0025 BRANTFORD ELEMENTARY SCHOOL	520	37	
0026 MORLEY ELEMENTARY SCHOOL	589	30	
0027 LAKEVIEW ELEMENTARY SCHOOL	243	9	
0028 ARMSTRONG ELEMENTARY SCHOOL	552	40	
0029 SUNCREST ELEMENTARY SCHOOL	343	16	
0030 SOUTH SLOPE ELEMENTARY SCHOOL	635	45	
0031 NELSON ELEMENTARY SCHOOL	462	31	
0032 WINDSOR ELEMENTARY SCHOOL	186	14	
0033 CLINTON ELEMENTARY SCHOOL	667	27	
0034 EDMONDS HOUSE	329	27	
0035 STRIDE COMMUNITY SCHOOL	571	37	
0036 EDMONDS ELEMENTARY SCHOOL	458	27	
0037 SECOND ST. COMMUNITY SCHOOL	471	42	
0038 ADVANCE POLL	404	24	
0039 CITY OF BURBARY [EXTRA1]	490	30	

(3) BYRNE CREEK RAVINE PARK

01 = YES

VOTES PERCENT  
 16,851 88.46 02 = NO

VOTES PERCENT  
 2,198 11.54

	01	02	
0001 GILMORE AVE. COMMUNITY SCHOOL	518	67	
0002 ROSSER ELEMENTARY SCHOOL	307	55	
0003 CAPITOL HILL ELEMENTARY SCHOOL	561	46	
0004 WESTRIDGE ELEMENTARY SCHOOL	442	61	
0005 KITCHENER ELEMENTARY SCHOOL	349	80	
0006 ALPHA SECONDARY SCHOOL	305	69	
0007 BRENTWOOD PARK ELEM. SCHOOL	400	73	
0008 BURBARY N. SCHOOL -S. BUILDING	411	68	
0009 PARKCREST ELEMENTARY SCHOOL	567	76	
0010 LOCHDALE COMMUNITY SCHOOL	464	67	
0011 SPERLING AVENUE ELEM. SCHOOL	474	81	
0012 FOREST GROVE ELEMENTARY SCHOOL	417	28	
0013 STONEY CREEK COMMUNITY SCHOOL	383	25	
0014 CASCADE HEIGHTS ELEM. SCHOOL	614	94	
0015 DOUGLAS ELEMENTARY SCHOOL	520	56	
0016 CANADA WAY EDUCATION CENTRE	219	22	
0017 BURBARY CITY HALL	363	52	
0018 SEAFORTH ELEMENTARY SCHOOL	441	82	
0019 CAMERON ROAD ELEMENTARY SCHOOL	439	58	
0020 INMAN ELEMENTARY SCHOOL	529	85	
0021 CHAFFEY-BURKE ELEM. SCHOOL	511	76	
0022 BONSOR RECREATION CENTRE	294	39	
0023 MAYWOOD ELEM. SCHOOL [SITE1]	534	65	
0024 COLUMBIA COLLEGE	446	57	
0025 BRANTFORD ELEMENTARY SCHOOL	458	72	
0026 MORLEY ELEMENTARY SCHOOL	514	72	
0027 LAKEVIEW ELEMENTARY SCHOOL	201	33	
0028 ARMSTRONG ELEMENTARY SCHOOL	519	56	
0029 SUNCREST ELEMENTARY SCHOOL	328	27	

(3) BYRNE CREEK RAVINE PARK

01 = YES

VOICES PERCENT  
 16,851 88.46

VOICES PERCENT  
 2,198 11.54

	01	02
0030 SOUTH SLOPE ELEMENTARY SCHOOL	611	57
0031 NELSON ELEMENTARY SCHOOL	442	43
0032 WINDSOR ELEMENTARY SCHOOL	165	28
0033 CLINTON ELEMENTARY SCHOOL	655	35
0034 EDMONDS HOUSE	296	35
0035 STRIDE COMMUNITY SCHOOL	578	38
0036 EDMONDS ELEMENTARY SCHOOL	396	59
0037 SECOND ST. COMMUNITY SCHOOL	415	70
0038 ADVANCE POLL	383	34
0039 CITY OF BURBARY [EXTRA]	382	57

(4) TAYLOR PARK

01 = YES

VOICES PERCENT  
 15,731 85.01

VOICES PERCENT  
 2,773 14.99

	01	02
0001 GILMORE AVE. COMMUNITY SCHOOL	481	90
0002 ROSSER ELEMENTARY SCHOOL	287	66
0003 CAPITOL HILL ELEMENTARY SCHOOL	528	75
0004 WESTRIDGE ELEMENTARY SCHOOL	423	71
0005 KITCHENER ELEMENTARY SCHOOL	332	88
0006 ALPHA SECONDARY SCHOOL	293	73
0007 BRENTWOOD PARK ELEM. SCHOOL	366	96
0008 BURBARY N. SCHOOL-S. BUILDING	382	82
0009 PARKCREST ELEMENTARY SCHOOL	516	110
0010 LOCHDALE COMMUNITY SCHOOL	448	79
0011 SPERLING AVENUE ELEM. SCHOOL	460	95
0012 FOREST GROVE ELEMENTARY SCHOOL	365	33
0013 STONEY CREEK COMMUNITY SCHOOL	393	45
0014 CASCADE HEIGHTS ELEM. SCHOOL	578	113
0015 DOUGLAS ELEMENTARY SCHOOL	478	86
0016 CANADA WAY EDUCATION CENTRE	203	29
0017 BURBARY CITY HALL	352	55
0018 SEAFORTH ELEMENTARY SCHOOL	415	91
0019 CAMERON ROAD ELEMENTARY SCHOOL	422	64
0020 INMAN ELEMENTARY SCHOOL	477	111
0021 CHAFFEY-BURKE ELEM. SCHOOL	458	104
0022 BONSOR RECREATION CENTRE	271	52
0023 MAYHOOD ELEM. SCHOOL (SITE)	501	82
0024 COLUMBIA COLLEGE	425	70
0025 BRANTFORD ELEMENTARY SCHOOL	414	92
0026 MORLEY ELEMENTARY SCHOOL	464	93
0027 LAKEVIEW ELEMENTARY SCHOOL	195	34
0028 ARMSTRONG ELEMENTARY SCHOOL	490	74
0029 SUNCREST ELEMENTARY SCHOOL	295	47
0030 SOUTH SLOPE ELEMENTARY SCHOOL	556	93
0031 NELSON ELEMENTARY SCHOOL	391	70
0032 WINDSOR ELEMENTARY SCHOOL	150	29
0033 CLINTON ELEMENTARY SCHOOL	597	56
0034 EDMONDS HOUSE	278	36
0035 STRIDE COMMUNITY SCHOOL	538	54
0036 EDMONDS ELEMENTARY SCHOOL	375	62
0037 SECOND ST. COMMUNITY SCHOOL	396	79
0038 ADVANCE POLL	358	48
0039 CITY OF BURBARY [EXTRA]	380	46

(5) FOURTEENTH AVENUE RAVINE PARK

01 = YES

VOTES PERCENT  
 15,806 85.35

VOTES PERCENT  
 2,712 14.65

	01	02
0001 GILMORE AVE. COMMUNITY SCHOOL	495	80
0002 ROSSER ELEMENTARY SCHOOL	285	66
0003 CAPITOL HILL ELEMENTARY SCHOOL	523	79
0004 WESTRIDGE ELEMENTARY SCHOOL	420	81
0005 KITCHENER ELEMENTARY SCHOOL	331	88
0006 ALPHA SECONDARY SCHOOL	293	69
0007 BRENTWOOD PARK ELEM. SCHOOL	366	100
0008 BURNABY N. SCHOOL-S. BUILDING	393	71
0009 PARKCREST ELEMENTARY SCHOOL	516	103
0010 LOCHDALE COMMUNITY SCHOOL	437	89
0011 SPERLING AVENUE ELEM. SCHOOL	448	95
0012 FOREST GROVE ELEMENTARY SCHOOL	369	27
0013 STONEY CREEK COMMUNITY SCHOOL	406	37
0014 CASCADE HEIGHTS ELEM. SCHOOL	580	110
0015 DOUGLAS ELEMENTARY SCHOOL	487	76
0016 CANADA WAY EDUCATION CENTRE	209	26
0017 BURNABY CITY HALL	353	49
0018 SEAFORTH ELEMENTARY SCHOOL	409	29
0019 CAMERON ROAD ELEMENTARY SCHOOL	413	70
0020 IMMAN ELEMENTARY SCHOOL	473	114
0021 CHAFFEY-BURKE ELEM. SCHOOL	461	106
0022 BONSOR RECREATION CENTRE	265	55
0023 MAYWOOD ELEM. SCHOOL [SITE]	496	84
0024 COLUMBIA COLLEGE	421	68
0025 BRANTFORD ELEMENTARY SCHOOL	419	87
0026 MORLEY ELEMENTARY SCHOOL	480	88
0027 LAKEVIEW ELEMENTARY SCHOOL	191	44
0028 ARMSTRONG ELEMENTARY SCHOOL	501	73
0029 SUNCREST ELEMENTARY SCHOOL	294	44
0030 SOUTH SLOPE ELEMENTARY SCHOOL	561	82
0031 NELSON ELEMENTARY SCHOOL	390	68
0032 WINDSOR ELEMENTARY SCHOOL	151	33
0033 CLINTON ELEMENTARY SCHOOL	593	61
0034 EDMONDS HOUSE	273	41
0035 STRIDE COMMUNITY SCHOOL	550	49
0036 EDMONDS ELEMENTARY SCHOOL	411	44
0037 SECOND ST. COMMUNITY SCHOOL	422	44
0038 ADVANCE POLL	365	44
0039 CITY OF BURNABY [EXTRA]	355	56

(6) RON MCLEAN PARK

01 = YES

VOTES PERCENT  
 16,176 86.99

VOTES PERCENT  
 2,419 13.01

	01	02
0001 GILMORE AVE. COMMUNITY SCHOOL	496	79
0002 ROSSER ELEMENTARY SCHOOL	284	59
0003 CAPITOL HILL ELEMENTARY SCHOOL	523	75
0004 WESTRIDGE ELEMENTARY SCHOOL	421	71
0005 KITCHENER ELEMENTARY SCHOOL	340	79
0006 ALPHA SECONDARY SCHOOL	296	68
0007 BRENTWOOD PARK ELEM. SCHOOL	375	91
0008 BURNABY N. SCHOOL-S. BUILDING	381	76
0009 PARKCREST ELEMENTARY SCHOOL	526	96
0010 LOCHDALE COMMUNITY SCHOOL	453	78
0011 SPERLING AVENUE ELEM. SCHOOL	451	92
0012 FOREST GROVE ELEMENTARY SCHOOL	374	27

(6) RON MCLEAN PARK

01 = YES

VOTES PERCENT  
 16,176 86.99 02 = NO

VOTES PERCENT  
 2,419 13.01

	01	02
0013 STONEY CREEK COMMUNITY SCHOOL	401	42
0014 CASCADE HEIGHTS ELEM. SCHOOL	585	107
0015 DOUGLAS ELEMENTARY SCHOOL	493	72
0016 CANADA WAY EDUCATION CENTRE	204	32
0017 BURNABY CITY HALL	354	53
0018 SEAFORTH ELEMENTARY SCHOOL	414	86
0019 CAMERON ROAD ELEMENTARY SCHOOL	417	86
0020 INMAN ELEMENTARY SCHOOL	483	100
0021 CHAFFEY-BURKE ELEM. SCHOOL	474	88
0022 BONSOR RECREATION CENTRE	276	47
0023 MAYWOOD ELEM. SCHOOL [SITE]	520	72
0024 COLUMBIA COLLEGE	438	57
0025 BRANTFORD ELEMENTARY SCHOOL	442	72
0026 MORLEY ELEMENTARY SCHOOL	488	80
0027 LAKEVIEW ELEMENTARY SCHOOL	197	31
0028 ARMSTRONG ELEMENTARY SCHOOL	496	69
0029 SUNCREST ELEMENTARY SCHOOL	317	27
0030 SOUTH SLOPE ELEMENTARY SCHOOL	600	62
0031 NELSON ELEMENTARY SCHOOL	428	46
0032 WINDSOR ELEMENTARY SCHOOL	158	22
0033 CLINTON ELEMENTARY SCHOOL	668	23
0034 EDMONDS HOUSE	285	40
0035 STRIDE COMMUNITY SCHOOL	559	43
0036 EDMONDS ELEMENTARY SCHOOL	390	57
0037 SECOND ST. COMMUNITY SCHOOL	416	56
0038 ADVANCE POLL	382	33
0039 CITY OF BURNABY [EXTRA]	371	45

(7) BURNABY FRASER FORESHORE PARK

01 = YES

VOTES PERCENT  
 17,836 92.26 02 = NO

VOTES PERCENT  
 1,497 7.74

	01	02
0001 GILMORE AVE. COMMUNITY SCHOOL	545	53
0002 ROSSER ELEMENTARY SCHOOL	320	37
0003 CAPITOL HILL ELEMENTARY SCHOOL	571	46
0004 WESTRIDGE ELEMENTARY SCHOOL	470	42
0005 KITCHENER ELEMENTARY SCHOOL	376	54
0006 ALPHA SECONDARY SCHOOL	330	49
0007 BRENTWOOD PARK ELEM. SCHOOL	436	53
0008 BURNABY N. SCHOOL-S. BUILDING	430	54
0009 PARKCREST ELEMENTARY SCHOOL	594	52
0010 LOCHDALE COMMUNITY SCHOOL	502	43
0011 SPERLING AVENUE ELEM. SCHOOL	498	63
0012 FOREST GROVE ELEMENTARY SCHOOL	399	8
0013 STONEY CREEK COMMUNITY SCHOOL	433	18
0014 CASCADE HEIGHTS ELEM. SCHOOL	655	68
0015 DOUGLAS ELEMENTARY SCHOOL	553	35
0016 CANADA WAY EDUCATION CENTRE	235	12
0017 BURNABY CITY HALL	395	28
0018 SEAFORTH ELEMENTARY SCHOOL	466	53
0019 CAMERON ROAD ELEMENTARY SCHOOL	449	45
0020 INMAN ELEMENTARY SCHOOL	575	57
0021 CHAFFEY-BURKE ELEM. SCHOOL	551	49
0022 BONSOR RECREATION CENTRE	315	25
0023 MAYWOOD ELEM. SCHOOL [SITE]	590	42
0024 COLUMBIA COLLEGE	496	34

(7) BURMABY FRASER FORESHORE PARK

	01 = YES	VOTES PERCENT	02 = NO	VOTES PERCENT
	01	17,836 92.26	02	1,497 7.74
0025 BRANTFORD ELEMENTARY SCHOOL	486		47	
0026 MORLEY ELEMENTARY SCHOOL	555		37	
0027 LAKEVIEW ELEMENTARY SCHOOL	212		25	
0028 ARMSTRONG ELEMENTARY SCHOOL	527		48	
0029 SUNCREST ELEMENTARY SCHOOL	343		18	
0030 SOUTH SLOPE ELEMENTARY SCHOOL	650		28	
0031 NELSON ELEMENTARY SCHOOL	460		29	
0032 WINDSOR ELEMENTARY SCHOOL	182		15	
0033 CLINTON ELEMENTARY SCHOOL	684		14	
0034 EDMONDS HOUSE	309		31	
0035 STRIDE COMMUNITY SCHOOL	571		34	
0036 EDMONDS ELEMENTARY SCHOOL	420		42	
0037 SECOND ST. COMMUNITY SCHOOL	434		48	
0038 ADVANCE POLL	391		30	
0039 CITY OF BURMABY [EXTRA]	428		31	

(8) RICHMOND PARK

	01 = YES	VOTES PERCENT	02 = NO	VOTES PERCENT
	01	16,352 86.94	02	2,457 13.06
0001 GILMORE AVE. COMMUNITY SCHOOL	495		81	
0002 ROSSER ELEMENTARY SCHOOL	297		53	
0003 CAPITOL HILL ELEMENTARY SCHOOL	541		66	
0004 WESTRIDGE ELEMENTARY SCHOOL	437		61	
0005 KITCHENER ELEMENTARY SCHOOL	341		81	
0006 ALPHA SECONDARY SCHOOL	299		71	
0007 BRENTWOOD PARK ELEM. SCHOOL	389		78	
0008 BURMABY N. SCHOOL - S. BUILDING	405		72	
0009 PARKCREST ELEMENTARY SCHOOL	543		96	
0010 LOCHDALE COMMUNITY SCHOOL	469		69	
0011 SPERLING AVENUE ELEM. SCHOOL	463		90	
0012 FOREST GROVE ELEMENTARY SCHOOL	376		24	
0013 STONEY CREEK COMMUNITY SCHOOL	422		30	
0014 CASCADIA HEIGHTS ELEM. SCHOOL	603		98	
0015 DOUGLAS ELEMENTARY SCHOOL	487		84	
0016 CANADA WAY EDUCATION CENTRE	210		27	
0017 BURMABY CITY HALL	368		38	
0018 SEAFORTH ELEMENTARY SCHOOL	431		82	
0019 CAMERON ROAD ELEMENTARY SCHOOL	420		66	
0020 IMMAN ELEMENTARY SCHOOL	478		117	
0021 CHAFFEY-BURKE ELEM. SCHOOL	484		89	
0022 BONSOR RECREATION CENTRE	274		52	
0023 MAYWOOD ELEM. SCHOOL [SITE]	509		81	
0024 COLUMBIA COLLEGE	427		74	
0025 BRANTFORD ELEMENTARY SCHOOL	437		79	
0026 MORLEY ELEMENTARY SCHOOL	538		62	
0027 LAKEVIEW ELEMENTARY SCHOOL	206		29	
0028 ARMSTRONG ELEMENTARY SCHOOL	511		64	
0029 SUNCREST ELEMENTARY SCHOOL	301		41	
0030 SOUTH SLOPE ELEMENTARY SCHOOL	565		88	
0031 NELSON ELEMENTARY SCHOOL	394		69	
0032 WINDSOR ELEMENTARY SCHOOL	153		32	
0033 CLINTON ELEMENTARY SCHOOL	594		63	
0034 EDMONDS HOUSE	304		31	
0035 STRIDE COMMUNITY SCHOOL	542		51	
0036 EDMONDS ELEMENTARY SCHOOL	437		35	

UNOFFICIAL CANVASS  
RUN DATE:11/16/96 09:17 PM

(8) RICHMOND PARK

CITY OF BURNABY, BC, CN

01 = YES

-----  
01 02  
-----  
VOTES PERCENT 02 = NO  
16,352 86.94

VOTES PERCENT  
2,457 13.06

0037 SECOND ST. COMMUNITY SCHOOL  
0038 ADVANCE POLL  
0039 CITY OF BURNABY [EXTRA]

-----  
430 56  
375 37  
397 40  
-----

REPORT  
1996 November 25

MAYOR AND COUNCILLORS  
 CITY OF BURNABY

REPORT OF THE CHIEF ELECTION OFFICER  
1996 LOCAL GOVERNMENT ELECTION

ADVANCE VOTING OPPORTUNITIES:

In compliance with the provisions of Bylaw No. 10380, cited as "Burnaby Advance Voting Opportunities Bylaw 1996," Advance Voting Opportunities for the Local Government Election were held at Burnaby City Hall on Wednesday, 1996 November 06, Friday, 1996 November 08, Wednesday, 1996 November 13 and Thursday, 1996 November 14 between 8:00 am and 8:00 pm.

The elector turnout for the Advance Voting Opportunity was as follows:

	WEDNESDAY November 06	FRIDAY November 08	WEDNESDAY November 13	THURSDAY November 14	Totals
8:00 - 9:00AM	6	4	5	5	20
9:00 - 10:00AM	8	3	15	10	36
10:00 - 11:00AM	18	10	15	6	49
11:00 - 12:00 PM	10	7	17	10	44
12:00 - 1:00 PM	9	12	15	10	46
1:00 - 2:00 PM	8	4	7	13	32
2:00 - 3:00 PM	4	9	15	9	37
3:00 - 4:00 PM	3	6	11	6	26
4:00 - 5 :00 PM	5	8	12	11	36
5:00 - 6:00 PM	9	3	15	9	36
6:00 - 7:00 PM	0	2	27	11	40
7:00 - 8:00 PM	21	7	12	25	65
<b>TOTALS</b>	<b>101</b>	<b>75</b>	<b>166</b>	<b>125</b>	<b>467</b>


The elector turnout for the Advance Voting Opportunity for the previous three Local Government Elections was as follows:

1993 - 542

1990 - 830

1987 - 491

This is for the information of Council.

  
 \_\_\_\_\_  
 D.R. Comis  
 Chief Election Officer



MAYOR AND COUNCILLORS  
CITY OF BURNABY

REPORT OF THE CHIEF ELECTION OFFICER  
1996 LOCAL GOVERNMENT ELECTION

SPECIAL VOTING OPPORTUNITIES:

Six Special Voting Opportunities (S.V.O.) were established by Bylaw No. 10381 cited as "Burnaby Special Voting Opportunities Bylaw 1996" for the Local Government Election 1996 November 16.

**S.V.O. #1 Attended:**

1. Burnaby Hospital, 3935 Kincaid Street

**S.V.O. #2 Attended:**

1. Seton Villa, 3755 McGill Street
2. Fellburn Private Hospital, 6050 Hastings Street
3. Dania Home, 4279 Norland Avenue

**S.V.O. #3 Attended:**

1. George Derby Rehabilitation Centre, 7550 Cumberland Street
2. Normanna Rest Home, 7979 12th Avenue
3. Hall Towers #2, 7264 Kingsway
4. Dogwood Lodge, 3755 Willingdon Avenue

**S.V.O. #4 Attended:**

1. New Vista Care Home, 7550 Rosewood Street
2. Canada Way Personal Care Center, 7195 Canada Way
3. Deer Lake Private Hospital, 6907 Elwell Street
4. Central Park Manor, 3730 Burke Street

**S.V.O. #5 Attended:**

1. Swedish Rest Home, 1800 Duthie Avenue
2. St. Michael's Centre, 7451 Sussex Avenue
3. Fair Haven, 4341 Rumble Street

**S.V.O. #6 Attended:**


1. Rideau Manor, 1850 Rosser Avenue
2. Carlton Private Hospital, 4125 Canada Way
3. Finnish Manor Personal Care Home, 3460 Kalyk Avenue

TOTAL Ballots cast at Special Voting Opportunities: 702

The voter turnout for the Special Voting Opportunities for previous Local Government Elections was as follows:

1993 - 783	1983 - 643
1990 - 788	1981 - 624
1987 - 662	1979 - 556
1985 - 720	1978 - 404

This is for the information of Council.

  
D.R. Comis  
CHIEF ELECTION OFFICER

MAYOR AND COUNCILLORS  
CITY OF BURNABY

REPORT OF THE CHIEF ELECTION OFFICER  
1993 LOCAL GOVERNMENT ELECTION

APPLICATION FOR REGISTRATION AS AN ELECTOR:

The following is a statement for the 1996 Local Government Election showing the respective voting places and the number of completed applications for registration under Sections 56 and 58 of the Local Elections Reform Act, 1993:

	RESIDENT ELECTOR
1. Gilmore Avenue School	30
2. Rosser Elementary	34
3. Capitol Hill School	27
4. Westridge Elementary	34
5. Kitchener Elementary	40
6. Alpha Secondary	23
7. Brentwood Park School	16
8. Burnaby North School - South Building	28
9. Parkcrest Elementary	42
10. Lochdale Community School	23
11. Sperling Avenue Elementary	44
12. Forest Grove Elementary	18
13. Stoney Creek Community	22
14. Cascade Heights Elementary	55
15. Douglas Elementary School	15
16. Canada Way Ed. Centre	25
17. Burnaby City Hall	36
18. Seaforth Elementary	34
19. Cameron Road Elementary	41
20. Inman Elementary School	30
21. Chaffey-Burke Elementary	21
22. Bonsor Recreation Centre	12
23. Maywood Elementary School	38
24. Columbia College	24
25. Brantford Elementary	24
26. Morley Street School	34
27. Lakeview Elementary	23
28. Armstrong Avenue School	29
29. Suncrest Elementary	15
30. South Slope Elementary	33
31. Nelson Elementary School	28
32. Windsor Elementary	9
33. Clinton Elementary	31
34. Edmonds House	42
35. Stride Community School	45
36. Edmonds Elementary School	50
37. Second Street Elementary School	58
38. Advance Voting Opportunites	16
39. Special Voting Opportunity	
S.V.O. #1	4
S.V.O. #2	2
S.V.O. #3	3
S.V.O. #4	14
S.V.O. #5	8
S.V.O. #6	3

MAYOR AND COUNCILLORS  
 CITY OF BURNABY

REPORT OF THE CHIEF ELECTION OFFICER

1993 LOCAL GOVERNMENT ELECTION  
COMPARISON WITH 1990 AND 1993


The following is a comparison statement for the 1990, 1993 and 1996 Local Government Elections showing thereon the respective Voting Places, the Registered Voters, the Number of Persons Who Voted and the Percentage of Voters, together with the grand totals and overall Average Percentages:

THE CITY OF BURNABY  
LOCAL GOVERNMENT ELECTION - 1990, 1993 and 1996

VOTING PLACE	1990			1993			1996		
	RV	NV	%	RV	NV	%	RV	NV	%
1. Gilmore Avenue School	2424	910	31.54	2534	781	30.82	2631	735	27.94
2. Rosser Elementary	1545	670	43.37	1578	478	30.29	1552	470	30.28
3. Capitol Hill School	2357	981	41.62	2385	807	33.84	2488	730	29.34
4. Westridge Elementary	2264	801	35.38	2122	608	28.65	2190	641	29.27
5. Kitchener Elementary	2243	841	37.49	2196	561	25.55	2538	565	22.26
6. Alpha Secondary	2219	911	41.05	2400	655	27.29	2281	611	26.79
7. Brentwood Park School	2349	690	29.37	2344	719	30.67	2280	595	26.10
8. Burnaby North School - South Building	2257	876	38.81	2411	645	26.75	2377	605	25.45
9. Parkcrest Elementary	2902	1131	38.97	2850	841	29.51	2649	819	30.92
10. Lochdale Community School	2431	818	33.65	2470	642	25.99	2598	642	24.71
11. Sperling Avenue Elem.	2612	901	34.49	2767	697	25.19	2798	715	25.55
12. Forest Grove Elementary	1867	587	31.44	2056	466	22.67	2078	458	22.04
13. Stoney Creek Community	2131	640	30.03	2057	479	23.29	2243	501	22.34
14. Cascade Heights Elem.	3059	1058	34.59	2959	818	27.64	3251	916	28.18
15. Douglas Elementary School	1942	842	43.36	1914	714	37.30	2168	649	29.94
16. Canada Way Ed. Centre	1458	426	29.22	1523	356	23.38	1593	354	22.22
17. Burnaby City Hall	1177	456	38.74	1282	357	27.85	1565	474	30.29
18. Seaforth Elementary	2006	860	42.87	1956	662	33.85	1851	593	32.04
19. Cameron Road Elementary	4718	908	19.25	4711	642	13.63	4212	618	14.67
20. Inman Elementary School	2582	1056	40.90	2685	773	28.79	2520	746	29.60
21. Chaffey-Burke Elementary	2805	1036	36.93	2924	799	27.33	2968	755	25.44
22. Bonsor Recreation Centre	2321	497	21.41	2354	424	18.01	2161	404	18.70

VOTING PLACE	1990			1993			1996		
	RV	NV	%	RV	NV	%	RV	NV	%
23. Maywood Elementary School	4123	1103	26.75	4225	822	19.46	3776	756	20.02
24. Columbia College	2404	925	38.48	2548	809	31.75	2387	652	27.31
25. Brantford Elementary	2253	874	38.79	2240	676	30.18	2133	622	29.16
26. Morley Street School	2323	1105	47.57	2331	842	36.12	2236	697	31.17
27. Lakeview Elementary	1120	511	45.62	1112	360	32.37	1153	304	26.37
28. Armstrong Avenue School	2067	727	35.17	2034	619	30.43	2327	645	27.72
29. Suncrest Elementary	1038	528	50.87	1087	441	40.57	999	402	40.24
30. South Slope Elementary	2293	1042	45.44	2392	807	33.74	2355	725	30.79
31. Nelson Elementary School	1801	845	46.92	1841	704	38.24	1676	551	32.88
32. Windsor Elementary	985	324	32.89	1068	311	29.12	1050	244	23.24
33. Clinton Elementary	2381	1148	48.21	2384	881	36.96	2273	765	33.66
34. Edmonds House	2317	688	29.69	2438	529	21.70	2477	485	19.58
35. Stride Community School	2399	681	28.39	3320	621	18.71	3312	695	20.98
36. Edmonds Elementary School	2741	791	28.86	2639	657	24.90	2348	573	24.40
37. Second Street Elem. Sch.	2345	906	38.63	2288	670	29.28	2201	619	28.12
38. Advance Voting Opportunities	--	820	--	--	542	--	--	467	--
TOTALS	84,259	31,702	37.62	88,081	24,375	27.67	85,695	23,500	27.42

This is for the information of Council.

  
 \_\_\_\_\_  
 D.R. Comis  
 CHIEF ELECTION OFFICER