

ITEM 12
MANAGER'S REPORT NO. 54
COUNCIL MEETING 92/08/24

1992 August 17

TO: MUNICIPAL MANAGER

FROM: DIRECTOR PLANNING & BUILDING

SUBJECT: BUILDING PERMIT TABULATION REPORT NO. 08
FROM 1992 JULY 06 TO 1992 AUGUST 02.


PURPOSE: To provide Council with information on construction activity as reflected by the building permits that have been issued for the subject period.

RECOMMENDATION


THAT this report be received for information purposes.

REPORT

Attached is Report No. 08, the Building Permit Tabulation with Revenue/Expenditure Statement for the period 1992 July 06 to 1992 August 02.


GRH:js

Attach:


D. G. Stenson
ACTING DIRECTOR PLANNING & BUILDING

BUILDING PERMIT TABULATION REPORT

REPORT No. 08 1992
From: July 06
To: Aug. 02


		NEW WORK		ALTERATIONS OR REPAIRS		TOTAL THIS PERIOD		TOTAL YEAR TO DATE	
No.	% of Total	No.	% of Total	No.	% of Total	No.	% of Total	% of New	Total Dwigs. Units
Per.	Value	Per.	Value	Per.	Value	Per.	Value		
46	48.6	44	509,985.	90	9,911,666.	51.2	69,737,977.	28.4	323
4	4.7	0	---	4	909,900.	4.7	1,594,900.	0.7	14
1	0.7	0	---	1	145,000.	0.7	60,945,177.	24.8	Low HI
									Strata/Co-Op. 384
									Rental 218
									Sub-Total 729
1	28.4	20	462,900.	21	5,949,900.	30.8	67,020,724.	27.3	Low - 3 sty. or less
3	7.2	10	693,900	13	2,083,900.	10.8	14,489,597.	5.9	HI - Over 3 sty.
0	---	7	322,914.	7	322,914.	1.7	31,307,183.	12.7	
40	20,000	0	---	40	20,000.	0.1	559,000.	0.2	
95	\$17,353,581	81	\$1,989,699.	176	\$19,343,280.	100%	\$245,654,558.	100%	1066
TOTALS									*\$214,347,375. = 87.3%
OTHER PERMITS	This Period To Date	Year To Date	Total Insp. To Date						
Elec.	266	1954	26,047						
Pibg.	131	966							
Gas	165	1437							
MISC.	40	289							

*Taxable Base. - including construction which qualifies for Grants-in-lieu of taxes.

123

Date: 1992 August 17

for CHIEF BUILDING INSPECTOR



TOTALS	Jan.01 - Aug.11,1991	1130	\$144,798,321.	*\$117,933,452. = 93.9%
CONSTRUCTION	Jan.01 - Aug.05,1990	1400	\$231,858,783.	
	Jan.01 - Aug.06,1989	1569	\$209,348,266.	

DEPARTMENT	REVENUE	EXPENDITURE	R/E %
	\$ 231,943.85	\$ 226,127.89	102.6
	\$2,260,724.63	\$1,773,923.28	127.4

ITEM 12
MANAGER'S REPORT NO. 54
COUNCIL MEETING 92/08/24