

REPORT
 Regular Council Meeting
 1983 November 28

File: 2114

THE CORPORATION OF THE DISTRICT OF BURWABY

MUNICIPAL ELECTION

1983 NOVEMBER 19

TO WHOM IT MAY CONCERN:

In accordance with the provisions of Section 164 of the "Municipal Act" I give below the results of the votes cast for each candidate for the offices indicated:

| | <u>MAYOR (Two Year Term - 1 to be elected)</u> | |
|---------|--|-----------|
| EVENS | George Frederick | -- 1,314 |
| LEWARNE | William Alfred | -- 12,493 |
| REDMAN | Mary Hope Celeste | -- 6,907 |
| | REJECTED | -- 398 |

ALDERMEN (Two Year Term - 8 to be elected)

| | | |
|------------|---------------------|----------|
| AST | Gerald Duane | -- 4,640 |
| BLACKMORE | Annie | -- 6,689 |
| BODEN | Frank Bennett | -- 2,650 |
| BROWN | Donald Neil | -- 9,311 |
| CONSTABLE | Thomas William | -- 7,249 |
| COPEs | Michael Ian | -- 6,041 |
| CORRIGAN | Derek Richard | -- 6,967 |
| CURTIS | Carol Kathleen | -- 6,193 |
| DRUMMOND | Douglas Patrick | -- 9,724 |
| EMMOTT | Alan Herbert | -- 9,957 |
| GUDMUNDSON | Barbara Sylvia | -- 1,197 |
| KLASSEN | Abraham | -- 6,946 |
| LAWSON | Doreen Anne | -- 8,897 |
| MACKIE | Gordon Robert | -- 6,394 |
| McLEAN | George Henry Foster | -- 7,872 |
| NIKOLAI | Egon | -- 7,934 |
| RANKIN | Lee Alexander | -- 7,470 |
| SCHMIDT | Kenneth Alan | -- 1,915 |
| SMITH | Gordon Ernest | -- 6,543 |
| STUSIAK | Victor Virgo | -- 9,541 |
| WOODS | Michael John | -- 3,381 |
| YOUNG | Orville | -- 6,101 |
| | REJECTED | -- 589 |

SCHOOL TRUSTEES (Two Year Term - 7 to be elected)

| | | | |
|---------|---------------------|----|--------|
| BAILEY | Anne Marie Jeanette | -- | 9,206 |
| BEGIN | Robert Gary | -- | 11,058 |
| BENNETT | Richard Lawrence | -- | 7,928 |
| BLOY | James Henry | -- | 7,580 |
| BURTON | Ronald Curtis | -- | 7,719 |
| CARROLL | Sarah | -- | 8,713 |
| ERVIN | James Alfred | -- | 1,604 |
| JONES | Barry | -- | 9,771 |
| KEDDY | Carole Juanita | -- | 7,559 |
| KENNY | Audrey Kathleen | -- | 3,835 |
| McLEAN | William Stuart | -- | 8,755 |
| MURNAME | Clifford James | -- | 8,228 |
| REIMER | Susan Christine | -- | 8,735 |
| SPENCE | Rudyard St.Patrick | -- | 6,780 |
| SPITZ | Barbara Lynne | -- | 7,736 |
| VEITCH | Sheila Wilma | -- | 9,344 |
| | REJECTED | -- | 767 |

AND I HEREBY proclaim to be elected the persons having the highest number of votes for the various offices, as set out before, as follows:

MAYOR: (For a Two Year Term)

| | | | |
|---------|----------------|----|--------|
| LEWARNE | William Alfred | -- | 12,493 |
|---------|----------------|----|--------|

ALDERMAN: (For a Two Year Term)

| | | | |
|----------|---------------------|----|-------|
| EMMOTT | Alan Herbert | -- | 9,957 |
| DRUMMOND | Douglas Patrick | -- | 9,724 |
| STUSIAK | Victor Virgo | -- | 9,541 |
| BROWN | Donald Neil | -- | 9,311 |
| LAWSON | Doreen Anne | -- | 8,897 |
| NIKOLAI | Egon | -- | 7,934 |
| McLEAN | George Henry Foster | -- | 7,872 |
| RANKIN | Lee Alexander | -- | 7,470 |

SCHOOL TRUSTEES: (For a Two Year Term)

| | | | |
|---------|---------------------|----|--------|
| BEGIN | Robert Gary | -- | 11,058 |
| JONES | Barry | -- | 9,771 |
| VEITCH | Sheila Wilma | -- | 9,344 |
| BAILEY | Anne Marie Jeanette | -- | 9,206 |
| McLEAN | William Stuart | -- | 8,755 |
| REIMER | Susan Christine | -- | 8,735 |
| CARROLL | Sarah | -- | 8,713 |

GIVEN under my hand at Burnaby, British Columbia,
1983 November 23.



C.A. TUPPIN
RETURNING OFFICER

REPORT
Regular Council Meeting
1983 November 28

Mayor And Aldermen
District of Burnaby:


Report of the Returning Officer -
1983 Municipal Election

Poll By Poll Results
Candidates And Bylaw

1983 November 23
File: 2114

Attached hereto are statements showing thereon
the Poll by Poll Results for each Candidate for the Offices
of Mayor, Alderman, School Trustee, and Bylaw No. 8061
cited as "Burnaby Referendum Authorization Bylaw 1983".

This is for the information of Council.


C.A. Turpin
RETURNING OFFICER

REPORT
 Regular Council Meeting
 1983 November 28

File: 2114

THE CORPORATION OF THE DISTRICT OF BURNABY

MUNICIPAL ELECTION

1983 NOVEMBER 19

| MAYOR - One to be elected - Two Year Term | | | | |
|---|--------------|---------------|----------------|------------|
| POLLING PLACES (See Key Attached) | EVENS, G.F. | LEWARNE, W.A. | REDMAN, M.H.C. | REJECTED |
| 1. | 81 | 433 | 354 | 22 |
| 2. | 47 | 420 | 335 | 15 |
| 3. | 24 | 186 | 138 | 5 |
| 4. | 43 | 343 | 216 | 12 |
| 5. | 46 | 331 | 251 | 17 |
| 6. | 61 | 284 | 230 | 21 |
| 7. | 43 | 433 | 144 | 13 |
| 8. | 33 | 366 | 206 | 11 |
| 9. | 51 | 509 | 258 | 12 |
| 10. | 35 | 287 | 242 | 2 |
| 11. | 47 | 502 | 267 | 15 |
| 12. | 56 | 409 | 275 | 13 |
| 13. | 48 | 528 | 280 | 14 |
| 14. | 22 | 247 | 66 | 4 |
| 15. | 35 | 296 | 126 | 7 |
| 16. | 38 | 463 | 258 | 12 |
| 17. | 32 | 380 | 176 | 5 |
| 18. | 36 | 467 | 256 | 21 |
| 19. | 46 | 677 | 266 | 11 |
| 20. | 36 | 412 | 204 | 13 |
| 21. | 24 | 251 | 157 | 5 |
| 22. | 34 | 489 | 198 | 5 |
| 23. | 28 | 484 | 212 | 7 |
| 24. | 45 | 585 | 291 | 10 |
| 25. | 29 | 248 | 155 | 13 |
| 26. | 40 | 186 | 136 | 10 |
| 27. | 32 | 349 | 241 | 13 |
| 28. | 31 | 304 | 252 | 16 |
| 29. | 23 | 345 | 163 | 4 |
| 30. | 20 | 417 | 138 | 11 |
| 31. | 10 | 52 | 26 | 0 |
| 32. | 38 | 240 | 166 | 13 |
| 33. | 13 | 226 | 56 | 2 |
| 34. | 18 | 27 | 17 | 9 |
| 35. | 16 | 125 | 43 | 8 |
| 36. | 15 | 51 | 23 | 10 |
| 37. | 18 | 91 | 44 | 11 |
| 38. | 20 | 50 | 41 | 6 |
| TOTALS | 1,314 | 12,493 | 6,907 | 398 |

REPORT
Regular Council Meeting
1983 November 28

THE CORPORATION OF THE DISTRICT OF BURNABY File: 2114

MUNICIPAL ELECTION

1983 NOVEMBER 19

ALDERMAN - 8 to be elected - Two Year Term

| POLLING PLACES (See Key Attached) | AST, G.D. | BLACKMORE, A. | BODEN, F.B. | BROWN, D.N. | CONSTABLE, T.W. | COPEs, M.I. | CORRIGAN, D.R. | CURTIS, C.K. | DRUMMOND, D.P. | EMMOTT, A.H. | GUDMUNDSON, B.S. |
|--------------------------------------|-----------|---------------|-------------|-------------|-----------------|-------------|----------------|--------------|----------------|--------------|------------------|
| 1. | 260 | 299 | 124 | 367 | 358 | 286 | 338 | 298 | 483 | 347 | 60 |
| 2. | 251 | 303 | 130 | 301 | 289 | 275 | 315 | 270 | 428 | 330 | 56 |
| 3. | 98 | 127 | 59 | 163 | 162 | 118 | 120 | 120 | 181 | 149 | 23 |
| 4. | 204 | 198 | 109 | 255 | 267 | 171 | 191 | 187 | 322 | 281 | 41 |
| 5. | 248 | 212 | 140 | 225 | 278 | 196 | 208 | 207 | 320 | 275 | 32 |
| 6. | 154 | 185 | 79 | 207 | 210 | 187 | 218 | 193 | 289 | 224 | 40 |
| 7. | 181 | 129 | 80 | 321 | 245 | 137 | 158 | 143 | 261 | 367 | 23 |
| 8. | 161 | 197 | 80 | 231 | 229 | 187 | 206 | 198 | 304 | 279 | 30 |
| 9. | 207 | 252 | 113 | 380 | 319 | 239 | 295 | 249 | 387 | 383 | 36 |
| 10. | 101 | 233 | 45 | 232 | 187 | 230 | 241 | 214 | 297 | 235 | 58 |
| 11. | 204 | 236 | 101 | 405 | 295 | 212 | 247 | 229 | 357 | 422 | 54 |
| 12. | 132 | 281 | 99 | 321 | 219 | 241 | 278 | 247 | 380 | 331 | 37 |
| 13. | 162 | 254 | 86 | 406 | 293 | 257 | 310 | 245 | 392 | 429 | 46 |
| 14. | 89 | 78 | 53 | 187 | 130 | 68 | 87 | 73 | 131 | 205 | 23 |
| 15. | 104 | 124 | 65 | 233 | 144 | 106 | 130 | 129 | 185 | 231 | 18 |
| 16. | 129 | 250 | 84 | 363 | 257 | 227 | 251 | 236 | 354 | 407 | 46 |
| 17. | 105 | 192 | 90 | 286 | 163 | 161 | 179 | 160 | 254 | 289 | 20 |
| 18. | 150 | 252 | 94 | 343 | 252 | 239 | 254 | 226 | 360 | 366 | 48 |
| 19. | 208 | 252 | 96 | 508 | 321 | 221 | 290 | 230 | 412 | 571 | 54 |
| 20. | 101 | 203 | 91 | 302 | 220 | 175 | 195 | 183 | 277 | 332 | 28 |
| 21. | 54 | 153 | 46 | 176 | 122 | 128 | 155 | 147 | 195 | 193 | 24 |
| 22. | 135 | 189 | 94 | 368 | 236 | 183 | 195 | 174 | 313 | 389 | 35 |
| 23. | 146 | 199 | 80 | 382 | 214 | 179 | 214 | 192 | 316 | 376 | 40 |
| 24. | 174 | 287 | 103 | 412 | 302 | 264 | 302 | 272 | 412 | 462 | 39 |
| 25. | 76 | 169 | 52 | 156 | 171 | 137 | 176 | 147 | 206 | 187 | 24 |
| 26. | 66 | 155 | 39 | 132 | 110 | 131 | 148 | 126 | 176 | 130 | 32 |
| 27. | 120 | 280 | 57 | 244 | 226 | 213 | 239 | 214 | 337 | 268 | 34 |
| 28. | 120 | 265 | 70 | 237 | 188 | 235 | 257 | 248 | 328 | 232 | 36 |
| 29. | 117 | 181 | 63 | 248 | 165 | 155 | 186 | 146 | 252 | 277 | 26 |
| 30. | 123 | 125 | 63 | 306 | 181 | 115 | 151 | 123 | 240 | 293 | 31 |
| 31. | 19 | 25 | 11 | 38 | 22 | 19 | 25 | 19 | 36 | 42 | 5 |
| 32. | 74 | 175 | 54 | 197 | 140 | 168 | 176 | 154 | 197 | 194 | 26 |
| 33. | 65 | 62 | 26 | 172 | 107 | 59 | 68 | 55 | 120 | 193 | 15 |
| 34. | 11 | 9 | 5 | 17 | 24 | 5 | 12 | 14 | 24 | 35 | 7 |
| 35. | 34 | 61 | 23 | 72 | 66 | 45 | 59 | 45 | 83 | 93 | 15 |
| 36. | 16 | 21 | 16 | 30 | 38 | 20 | 21 | 21 | 21 | 31 | 7 |
| 37. | 14 | 55 | 14 | 52 | 45 | 31 | 42 | 37 | 51 | 70 | 9 |
| 38. | 27 | 21 | 16 | 36 | 54 | 21 | 30 | 22 | 43 | 39 | 19 |
| TOTALS | 4,640 | 6,689 | 2,650 | 9,311 | 7,249 | 6,041 | 6,967 | 6,193 | 9,724 | 9,957 | 1,197 |

REPORT
 Regular Council Meeting
 1983 November 28

ALDERMAN - 8 to be elected - Two Year Term (cont'd)

| POLLING PLACES (See Key Attached) | KLASSEN, A. | LAWSON, D.A. | MACKIE, G.R. | McLEAN, G.H.F. | NIKOLAI, E. | RANKIN, L.A. | SCHMIDT, K.A. | SMITH, G.E. | STUSIAK, V.V. | WOODS, M.J. | YOUNG, O. | REJECTED |
|--------------------------------------|-------------|--------------|--------------|----------------|-------------|--------------|---------------|-------------|---------------|-------------|-----------|----------|
| 1. | 195 | 298 | 211 | 264 | 237 | 352 | 68 | 306 | 331 | 196 | 299 | 27 |
| 2. | 195 | 278 | 194 | 255 | 236 | 337 | 59 | 280 | 307 | 171 | 265 | 23 |
| 3. | 99 | 127 | 98 | 107 | 110 | 153 | 29 | 118 | 136 | 72 | 121 | 5 |
| 4. | 168 | 230 | 156 | 205 | 183 | 237 | 55 | 196 | 281 | 145 | 180 | 14 |
| 5. | 153 | 225 | 146 | 178 | 170 | 258 | 50 | 195 | 247 | 138 | 214 | 33 |
| 6. | 132 | 183 | 127 | 157 | 161 | 233 | 44 | 199 | 200 | 131 | 206 | 38 |
| 7. | 247 | 297 | 241 | 289 | 267 | 189 | 47 | 163 | 325 | 113 | 152 | 8 |
| 8. | 159 | 249 | 146 | 196 | 186 | 229 | 41 | 220 | 268 | 102 | 224 | 18 |
| 9. | 226 | 354 | 233 | 300 | 287 | 289 | 90 | 260 | 375 | 203 | 243 | 21 |
| 10. | 160 | 227 | 159 | 203 | 191 | 245 | 48 | 224 | 233 | 68 | 209 | 11 |
| 11. | 291 | 369 | 320 | 340 | 329 | 288 | 73 | 246 | 403 | 176 | 234 | 13 |
| 12. | 238 | 306 | 233 | 227 | 265 | 296 | 72 | 258 | 319 | 110 | 251 | 22 |
| 13. | 288 | 367 | 282 | 372 | 380 | 304 | 87 | 280 | 415 | 122 | 251 | 18 |
| 14. | 155 | 208 | 146 | 162 | 176 | 79 | 29 | 79 | 218 | 59 | 66 | 3 |
| 15. | 179 | 246 | 179 | 207 | 213 | 138 | 39 | 128 | 246 | 81 | 114 | 10 |
| 16. | 297 | 342 | 258 | 344 | 307 | 266 | 60 | 242 | 377 | 94 | 229 | 12 |
| 17. | 218 | 258 | 189 | 255 | 227 | 202 | 49 | 179 | 283 | 81 | 153 | 19 |
| 18. | 264 | 347 | 238 | 287 | 302 | 270 | 68 | 243 | 375 | 93 | 214 | 17 |
| 19. | 408 | 504 | 375 | 470 | 465 | 290 | 81 | 253 | 585 | 139 | 225 | 30 |
| 20. | 255 | 297 | 209 | 282 | 260 | 220 | 59 | 187 | 314 | 77 | 175 | 15 |
| 21. | 139 | 155 | 114 | 156 | 140 | 174 | 39 | 149 | 180 | 46 | 155 | 16 |
| 22. | 338 | 355 | 256 | 330 | 366 | 224 | 77 | 231 | 372 | 103 | 166 | 9 |
| 23. | 291 | 347 | 229 | 316 | 354 | 234 | 119 | 203 | 340 | 102 | 191 | 13 |
| 24. | 374 | 422 | 301 | 351 | 453 | 335 | 91 | 291 | 429 | 123 | 247 | 31 |
| 25. | 114 | 177 | 100 | 112 | 127 | 167 | 39 | 140 | 157 | 55 | 131 | 16 |
| 26. | 94 | 130 | 88 | 98 | 112 | 156 | 37 | 141 | 131 | 41 | 136 | 16 |
| 27. | 182 | 241 | 161 | 189 | 207 | 244 | 48 | 226 | 247 | 67 | 214 | 14 |
| 28. | 170 | 229 | 148 | 185 | 174 | 267 | 56 | 235 | 236 | 99 | 233 | 18 |
| 29. | 202 | 253 | 185 | 228 | 210 | 191 | 38 | 168 | 302 | 72 | 151 | 8 |
| 30. | 269 | 295 | 212 | 292 | 337 | 152 | 71 | 137 | 342 | 80 | 119 | 13 |
| 31. | 37 | 39 | 37 | 34 | 37 | 22 | 9 | 19 | 38 | 10 | 19 | 6 |
| 32. | 154 | 173 | 144 | 166 | 159 | 179 | 50 | 160 | 178 | 82 | 149 | 14 |
| 33. | 116 | 155 | 121 | 152 | 160 | 70 | 28 | 69 | 171 | 44 | 50 | 3 |
| 34. | 10 | 22 | 10 | 11 | 18 | 18 | 9 | 11 | 18 | 6 | 9 | 11 |
| 35. | 46 | 73 | 62 | 53 | 50 | 56 | 18 | 49 | 62 | 26 | 38 | 8 |
| 36. | 18 | 27 | 23 | 17 | 15 | 26 | 10 | 9 | 20 | 16 | 10 | 18 |
| 37. | 36 | 53 | 45 | 52 | 36 | 41 | 15 | 31 | 49 | 16 | 31 | 14 |
| 38. | 29 | 39 | 18 | 30 | 27 | 39 | 13 | 18 | 31 | 22 | 27 | 4 |
| TOTALS | 6,946 | 8,897 | 6,394 | 7,872 | 7,934 | 7,470 | 1,915 | 6,543 | 9,541 | 3,381 | 6,101 | 589 |

REPORT
 Regular Council Meeting
 1983 November 28

File: 2114

THE CORPORATION OF THE DISTRICT OF BURNABY

MUNICIPAL ELECTION

1983 NOVEMBER 19

BYLAW NO. 8061

| "BURNABY REFERENDUM AUTHORIZATION BYLAW 1983" | | | |
|---|--------|-------|----------|
| POLLING PLACES (See Key Attached) | YES | NO | REJECTED |
| 1. | 648 | 194 | 45 |
| 2. | 610 | 166 | 40 |
| 3. | 249 | 84 | 20 |
| 4. | 428 | 150 | 34 |
| 5. | 455 | 151 | 42 |
| 6. | 445 | 119 | 32 |
| 7. | 441 | 152 | 40 |
| 8. | 433 | 144 | 39 |
| 9. | 603 | 183 | 43 |
| 10. | 438 | 109 | 19 |
| 11. | 590 | 192 | 47 |
| 12. | 521 | 195 | 37 |
| 13. | 605 | 212 | 53 |
| 14. | 224 | 94 | 18 |
| 15. | 309 | 131 | 23 |
| 16. | 568 | 166 | 35 |
| 17. | 398 | 166 | 28 |
| 18. | 543 | 189 | 46 |
| 19. | 687 | 249 | 62 |
| 20. | 461 | 166 | 37 |
| 21. | 317 | 93 | 27 |
| 22. | 499 | 190 | 35 |
| 23. | 513 | 180 | 38 |
| 24. | 652 | 250 | 41 |
| 25. | 323 | 91 | 31 |
| 26. | 251 | 88 | 32 |
| 27. | 459 | 134 | 42 |
| 28. | 411 | 158 | 33 |
| 29. | 367 | 136 | 32 |
| 30. | 386 | 158 | 40 |
| 31. | 61 | 24 | 3 |
| 32. | 315 | 121 | 20 |
| 33. | 195 | 80 | 22 |
| 34. | 50 | 13 | 7 |
| 35. | 139 | 29 | 24 |
| 36. | 71 | 17 | 11 |
| 37. | 103 | 31 | 30 |
| 38. | 93 | 11 | 13 |
| TOTALS | 14,861 | 5,016 | 1,221 |

REPORT
Regular Council Meeting
1983 November 28

File: 2114

KEY TO POLLING PLACES

1. Gilmore Avenue Community School
2. Capitol Hill Elementary School
3. Kensington Junior Secondary School
4. Westridge Elementary School
5. Kitchener Elementary School
6. Alpha Secondary School
7. Brentwood Park Elementary School
8. Lochdale Community School
9. Sperling Avenue Elementary School
10. Stoney Creek Community School
11. Parkcrest Elementary School
12. Cascade Heights Elementary School
13. Douglas Elementary School
14. Burnaby Municipal Hall
15. Seaforth Elementary School
16. Inman Elementary School
17. Marlborough-Royal Oak Elementary School
18. Windsor Elementary School
19. Morley Street Elementary School
20. Chaffey-Burke Elementary School
21. Maywood Elementary School
22. Suncrest Elementary School
23. Nelson Elementary School
24. Clinton Elementary School
25. Edmonds House
26. Stride Community School
27. Edmonds Junior Secondary School
28. Second Street Elementary School
29. Armstrong Elementary School
30. Riverway West Elementary School
31. Riverside Elementary School
32. Cameron Road Elementary School
33. Advance Poll
34. Mobile Poll No. 1
35. Mobile Poll No. 2
36. Mobile Poll No. 3
37. Mobile Poll No. 4
38. Mobile Poll No. 5

REPORT
 Regular Council Meeting
 1983 November 28

MAYOR AND ALDERMEN
 District of Burnaby:

REPORT OF THE RETURNING OFFICER -
 1983 Municipal Election

1983 November 23
 File: 2114

ADVANCE POLL

In compliance with the provisions of Bylaw No. 8101 cited as the "Burnaby Advance Poll Bylaw 1983", an Advance Poll for the 1983 Municipal Election was held at the Burnaby Municipal Hall on Thursday, 1983 November 10 and on Wednesday, Thursday and Friday, 1983 November 16, 17 and 18 between 08:30 h and 20:00 h.


The elector turnout for this advance poll was as follows:

| | Thursday November 10 | Wednesday November 16 | Thursday November 17 | Friday November 18 | TOTALS |
|-------------------|-------------------------|--------------------------|-------------------------|-----------------------|------------|
| 08:30 h - 09:00 h | 2 | 0 | 0 | 0 | 2 |
| 09:00 h - 10:00 h | 7 | 1 | 2 | 5 | 15 |
| 10:00 h - 11:00 h | 5 | 6 | 7 | 7 | 25 |
| 11:00 h - 12:00 h | 6 | 8 | 2 | 7 | 23 |
| 12:00 h - 13:00 h | 4 | 3 | 12 | 4 | 23 |
| 13:00 h - 14:00 h | 7 | 6 | 8 | 7 | 28 |
| 14:00 h - 15:00 h | 13 | 4 | 8 | 10 | 35 |
| 15:00 h - 16:00 h | 9 | 6 | 7 | 8 | 30 |
| 16:00 h - 17:00 h | 2 | 2 | 2 | 6 | 12 |
| 17:00 h - 18:00 h | 3 | 7 | 8 | 3 | 21 |
| 18:00 h - 19:00 h | 14 | 4 | 15 | 4 | 37 |
| 19:00 h - 20:00 h | 15 | 16 | 12 | 3 | 46 |
| TOTALS | <u>87</u> | <u>63</u> | <u>83</u> | <u>64</u> | <u>297</u> |

The elector turnout for the Advance Polls for previous Municipal Elections was as follows:

| | | | |
|--------|-----|--------|-----|
| 1981 - | 405 | 1975 - | 226 |
| 1979 - | 258 | 1974 - | 71 |
| 1978 - | 134 | 1973 - | 118 |
| 1977 - | 388 | 1972 - | 55 |
| 1976 - | 286 | 1971 - | 96 |

This is for the information of the Municipal Council.


 C.A. Turpin
 RETURNING OFFICER

MAYOR AND ALDERMEN
District of Burnaby:

REPORT OF THE RETURNING OFFICER -

1983 Municipal Election

1983 November 23
File: 2114

MOBILE POLLS

Five (5) Mobile Polls were established by Bylaw No. 8102 cited as "BURNABY MOBILE POLL BYLAW 1983" for the Municipal Election 1983 November 19.

MOBILE POLL #1 ATTENDED:

1. BURNABY GENERAL HOSPITAL, 3935 Kincaid Street, Burnaby, B.C.

MOBILE POLL #2 ATTENDED:

1. SETON VILLA, 3755 McGill Street, Burnaby, B.C.
2. FINNISH MANOR PERSONAL CARE HOME, 3460 Kalyk Avenue, Burnaby, B.C.
3. DANIA HOME, 4279 Norland Avenue, Burnaby, B.C.

MOBILE POLL #3 ATTENDED:

1. NORMANNA REST HOME, 7979 - 12th Avenue, Burnaby, B.C.
2. DEER LAKE PRIVATE HOSPITAL, 6907 Elwell Street, Burnaby, B.C.
3. GEORGE DERBY REHABILITATION CENTRE, 7502 Cumberland Street, Burnaby, B.C.
4. HALL TOWERS #2 (Second and Third Floors), 7264 Kingsway, Burnaby, B.C.
5. DOGWOOD LODGE, 3755 Willingdon Avenue, Burnaby, B.C.

MOBILE POLL #4 ATTENDED:

1. CANADA WAY PERSONAL CARE CENTRE, 7195 Canada Way, Burnaby, B.C.
2. NEW VISTA CARE HOME, 7550 Rosewood Street, Burnaby, B.C.
3. FELLBURN PRIVATE HOSPITAL, 6050 Hastings Street, Burnaby, B.C.
4. CENTRAL PARK MANOR, 3730 Burke Street, Burnaby, B.C.

MOBILE POLL #5 ATTENDED:

1. SWEDISH REST HOME, 1800 Duthie Avenue, Burnaby, B.C.
2. CARLTON PRIVATE HOSPITAL & LODGE, 4125 Canada Way, Burnaby, B.C.
3. WILLINGDON PRIVATE HOSPITAL, 4435 Grange Street, Burnaby, B.C.
4. ST. MICHAEL'S CENTRE, 7451 Sussex Avenue, Burnaby, B.C.
5. FAIR HAVEN, 4341 Rumble Street, Burnaby, B.C.

| | |
|---------------------------|-------------|
| MOBILE POLL #1 - Recorded | 71 Ballots |
| MOBILE POLL #2 - Recorded | 192 Ballots |
| MOBILE POLL #3 - Recorded | 99 Ballots |
| MOBILE POLL #4 - Recorded | 164 Ballots |
| MOBILE POLL #5 - Recorded | 117 Ballots |

TOTAL 643

The elector turnout for the Mobile Polls for previous Municipal Elections was as follows:

| | |
|--------|-----|
| 1981 - | 624 |
| 1979 - | 556 |
| 1978 - | 404 |
| 1977 - | 438 |
| 1976 - | 290 |
| 1975 - | 259 |
| 1974 - | 154 |

This is for the information of the Municipal Council.


C.A. Turpin
RETURNING OFFICER

MAYOR AND ALDERMEN
 District of Burnaby:

REPORT OF THE RETURNING OFFICER

1983 MUNICIPAL ELECTION

APPLICATIONS FOR REGISTRATION AS AN ELECTOR

1983 November 23
 File: 2114

The following is a statement for the 1983 Municipal Election showing thereon the respective polling places, the classification of electors and the number of completed applications for registration under Section 126 of the "Municipal Act", as amended:

MUNICIPAL ELECTION

1983 NOVEMBER 19

APPLICATIONS FOR REGISTRATION AS AN ELECTOR

| | Burnaby Residents | Non-Resident Property Owners | CORPORATION Property Owners | CORPORATION Tenants |
|---|-------------------|------------------------------|-----------------------------|---------------------|
| 1. Gilmore Avenue Community School | 36 | 0 | 0 | 0 |
| 2. Capitol Hill Elementary School | 28 | 2 | 0 | 0 |
| 3. Kensington Junior Secondary School | 17 | 0 | 0 | 0 |
| 4. Westridge Elementary School | 26 | 0 | 0 | 0 |
| 5. Kitchener Elementary School | 20 | 1 | 0 | 0 |
| 6. Alpha Secondary School | 18 | 0 | 0 | 0 |
| 7. Brentwood Park Elementary School | 9 | 0 | 0 | 0 |
| 8. Lochdale Community School | 24 | 0 | 0 | 0 |
| 9. Sperling Avenue Elementary School | 27 | 0 | 0 | 0 |
| 10. Stoney Creek Community School | 54 | 4 | 0 | 0 |
| 11. Parkcrest Elementary School | 17 | 0 | 0 | 0 |
| 12. Cascade Heights Elementary School | 14 | 0 | 0 | 0 |
| 13. Douglas Elementary School | 34 | 0 | 0 | 0 |
| 14. Burnaby Municipal Hall | 9 | 0 | 0 | 0 |
| 15. Seaforth Elementary School | 10 | 0 | 0 | 0 |
| 16. Inman Elementary School | 19 | 0 | 0 | 0 |
| 17. Marlborough-Royal Oak Elementary School | 34 | 0 | 0 | 0 |
| 18. Windsor Elementary School | 23 | 0 | 0 | 0 |
| 19. Morley Street Elementary School | 18 | 0 | 0 | 0 |
| 20. Chaffey-Burke Elementary School | 33 | 0 | 1 | 0 |
| 21. Maywood Elementary School | 24 | 0 | 0 | 0 |
| 22. Suncrest Elementary School | 28 | 0 | 0 | 0 |
| 23. Nelson Elementary School | 16 | 0 | 0 | 0 |
| 24. Clinton Elementary School | 36 | 1 | 0 | 0 |
| 25. Edmonds House | 25 | 0 | 0 | 0 |
| 26. Stride Community School | 34 | 0 | 0 | 0 |
| 27. Edmonds Junior Secondary School | 28 | 2 | 0 | 0 |
| 28. Second Street Elementary School | 22 | 1 | 0 | 0 |
| 29. Armstrong Elementary School | 17 | 0 | 0 | 0 |
| 30. Riverway West Elementary School | 14 | 0 | 0 | 0 |
| 31. Riverside Elementary School | 9 | 0 | 0 | 0 |
| 32. Cameron Road Elementary School | 33 | 0 | 0 | 0 |
| 33. Advance Poll | 8 | 1 | 0 | 1 |
| 34. MOBILE POLL #1 | 9 | 0 | 0 | 0 |
| 35. MOBILE POLL #2 | 10 | 0 | 0 | 0 |
| 36. MOBILE POLL #3 | 9 | 0 | 0 | 0 |
| 37. MOBILE POLL #4 | 21 | 0 | 0 | 0 |
| 38. MOBILE POLL #5 | 17 | 0 | 0 | 0 |
| TOTALS | 830 | 12 | 1 | 1 |

This is for the information of the Municipal Council.


 C. A. TURPIN

MAYOR AND ALDERMEN
District of Burnaby:

REPORT
Regular Council Meeting
1983 November 28

1983 MUNICIPAL ELECTION
COMPARISON WITH 1979 AND 1981

1983 November 23
File: 2114

REPORT OF THE RETURNING OFFICER


The following is a comparison statement for the 1979, 1981 and 1983 Municipal Elections showing thereon the respective Polling Places, the Registered Voters, the Number of Persons Who Voted and the Percentage of Voters, together with Grand Totals and the Overall Average Percentages:

THE CORPORATION OF THE DISTRICT OF BURNABY
MUNICIPAL ELECTIONS - 1979, 1981, 1983

| POLLING PLACE | 1979 | | 1981 | | 1983 | |
|----------------------------|--------|--------------|--------|--------------|--------|---------------|
| | R.V. | N.V. % | R.V. | N.V. % | R.V. | N.V. % |
| 1. Gilmore School | 3023 | 961 31.79 | 3046 | 1201 39.49 | 3215 | 891 27.71 |
| 2. Capital Hill School | 2696 | 852 31.60 | 2722 | 1081 39.71 | 2727 | 817 29.95 |
| 3. Kensington School | 1643 | 335 20.39 | 1595 | 510 31.97 | 1654 | 353 21.34 |
| 4. Westridge School | 2153 | 673 31.26 | 2195 | 846 38.54 | 2158 | 614 28.45 |
| 5. Kitchener School | 2275 | 601 26.42 | 2303 | 815 35.39 | 2413 | 648 26.85 |
| 6. Alpha School | 2621 | 645 24.61 | 2593 | 879 33.90 | 2727 | 596 21.85 |
| 7. Brentwood Park School | 2183 | 624 28.58 | 2403 | 896 37.29 | 2610 | 633 24.25 |
| 8. Lochdale School | 1971 | 662 33.59 | 2184 | 846 38.74 | 2286 | 616 26.94 |
| 9. Sperling School | 3077 | 866 28.14 | 3113 | 1139 36.59 | 3250 | 834 25.66 |
| 10. Stoney Creek School | 1979 | 508 25.66 | 2306 | 757 32.83 | 2523 | 566 22.43 |
| 11. Parkcrest School | 2936 | 974 33.17 | 2929 | 1278 43.63 | 2982 | 831 27.86 |
| 12. Cascade Heights School | 2515 | 743 29.54 | 2561 | 968 37.80 | 2578 | 753 29.20 |
| 13. Douglas School | 3061 | 894 29.21 | 3360 | 1253 37.29 | 3385 | 870 25.70 |
| 14. Burnaby Municipal Hall | 1151 | 398 34.58 | 1247 | 461 36.97 | 1301 | 339 26.05 |
| 15. Seaforth School | 1773 | 555 31.30 | 1919 | 792 41.27 | 1990 | 464 23.31 |
| 16. Inman School | 2937 | 797 27.14 | 2878 | 1112 38.64 | 2846 | 771 27.09 |
| 17. Marlborough School | 2344 | 624 26.62 | 2519 | 910 36.12 | 2497 | 593 23.74 |
| 18. Windsor School | 2387 | 750 31.42 | 2514 | 1080 42.96 | 2462 | 780 31.68 |
| 19. Morley School | 3129 | 1117 35.70 | 3233 | 1403 43.40 | 3277 | 1002 30.57 |
| 20. Chaffey-Burke School | 2222 | 636 28.62 | 2276 | 876 38.49 | 2409 | 669 27.77 |
| 21. Maywood School | 2908 | 428 14.73 | 3108 | 732 23.55 | 3060 | 437 14.28 |
| 22. Suncrest School | 2170 | 651 30.00 | 2399 | 894 37.27 | 2569 | 730 28.41 |
| 23. Nelson School | 1957 | 726 37.10 | 2073 | 980 47.27 | 2091 | 732 35.00 |
| 24. Clinton School | 2701 | 920 34.06 | 2778 | 1276 45.93 | 2765 | 929 33.59 |
| 25. Edmonds House | 2328 | 443 19.03 | 2617 | 700 26.75 | 2512 | 445 17.71 |
| 26. Stride School | 2051 | 390 19.01 | 1929 | 533 27.63 | 1812 | 372 20.52 |
| 27. Edmonds School | 2549 | 617 24.20 | 2554 | 877 34.33 | 2556 | 635 24.84 |
| 28. Second Street School | 2074 | 606 29.22 | 2168 | 900 41.51 | 2205 | 602 27.30 |
| 29. Armstrong School | 1880 | 586 31.17 | 1915 | 800 41.77 | 2019 | 537 26.59 |
| 30. Riverway West School | 1698 | 604 35.57 | 1608 | 798 49.63 | 1688 | 586 34.71 |
| 31. Riverside School | 348 | 84 24.14 | 365 | 143 39.18 | 353 | 88 24.92 |
| 32. Cameron School | 2128 | 339 15.93 | 2496 | 640 25.64 | 3102 | 458 14.76 |
| 33. Advance Poll | -- | 258 -- | -- | 402 -- | -- | 297 -- |
| 34. Mobile Poll #1 | -- | 97 -- | -- | 89 -- | -- | 71 -- |
| 35. Mobile Poll #2 | -- | 203 -- | -- | 189 -- | -- | 192 -- |
| 36. Mobile Poll #3 | -- | 122 -- | -- | 106 -- | -- | 99 -- |
| 37. Mobile Poll #4 | -- | 134 -- | -- | 132 -- | -- | 164 -- |
| 38. Mobile Poll #5 | -- | -- | -- | 108 -- | -- | 117 -- |
| TOTALS | 72,868 | 21,423 29.40 | 75,906 | 29,402 38.73 | 78,022 | 21,131 27.083 |

R.V. Denotes Registered Voters
N.V. Denotes Number Voted

This is for the information of the Municipal Council.


C.A. Turpin,
RETURNING OFFICER