

THE CORPORATION OF THE DISTRICT OF BURNABY

MUNICIPAL ELECTION

1981 NOVEMBER 21

TO WHOM IT MAY CONCERN:

In accordance with the provisions of Section 162 of the "Municipal Act" I give below the results of the votes cast for each candidate for the offices indicated:

MAYOR (Two Year Term - 1 to be elected)

LEWARNE	William Alfred	--	17,085
RANKIN	Lee Alexander	--	11,529
	R E J E C T E D	--	788

ALDERMEN (Two Year Term - 8 to be elected)

BENNETT	Richard Lawrence	--	3,264
BJARNASON	Paul Michael	--	8,711
BROWN	Donald Neil	--	14,911
BUTLER	Barry David	--	9,036
CONSTABLE	Thomas William	--	11,931
CORRIGAN	Derek Richard	--	8,697
DAEM	Jean-Pierre	--	5,102
DAVIES	Robert Michael	--	9,148
DEAN	Elsie Winnifred	--	8,442
DRUMMOND	Douglas Patrick	--	11,990
EMMOTT	Alan Herbert	--	13,774
GAVIN	Gayle Diann	--	7,605
LALONDE	Thomas Joseph	--	6,862
LAWSON	Doreen Anne	--	13,038
McLEAN	George Henry Foster	--	9,965
MOTIUK	John Walter	--	8,782
NIKOLAI	Egon	--	9,466
SCHMIDT	Kenneth Alan	--	4,392
SMITH	Gordon Ernest	--	8,504
STUSIAK	Victor Virgo	--	13,043
ZESWICK	Steve	--	2,037
	R E J E C T E D	--	1,338

SCHOOL TRUSTEES (Two Year Term - 7 to be elected)

BAILEY	Anne Marie Jeanette	--	RECOUNT
BEGIN	Robert Gary	--	15,406
BODEN	Frank Bennett	--	9,986
CHOBOTUCK	Linda Fay	--	9,566
JONES	Barry	--	13,059
KEDDY	Carole Juanita	--	11,977
KENNY	Audrey Kathleen	--	12,770
MANN	Maurits	--	10,036
MURNANE	Clifford James	--	12,603
RAWNSLEY	Rosemary	--	10,375
SMITH	Anne Louise	--	RECOUNT
SPITZ	Barbara Lynne	--	RECOUNT
TURNER	Pamela Jane	--	8,384
VEITCH	Sheila Wilma Gertrude	--	13,011
	R E J E C T E D	--	RECOUNT

AND I HEREBY proclaim to be elected the persons having the highest number of votes for the various offices, as set out before, as follows:

MAYOR: (For a Two Year Term)

LEWARNE	William Alfred	--	17,085
---------	----------------	----	--------


ALDERMAN: (For a Two Year Term)

BROWN	Donald Neil	--	14,911
EMMOTT	Alan Herbert	--	13,774
STUSIAK	Victor Virgo	--	13,043
LAWSON	Doreen Anne	--	13,038
DRUMMOND	Douglas Patrick	--	11,990
CONSTABLE	Thomas William	--	11,931
McLEAN	George Henry Foster	--	9,965
NIKOLAI	Egon	--	9,466

SCHOOL TRUSTEE: (For a Two Year Term)

BEGIN	Robert Gary	--	15,406
JONES	Barry	--	13,059
VEITCH	Sheila Wilma Gertrude	--	13,011
KENNY	Audrey Kathleen	--	12,770
MURNANE	Clifford James	--	12,603
KEDDY	Carole Juanita	--	11,977
	<u>RETURNING OFFICER'S RECOUNT</u>	--	-----

GIVEN under my hand at Burnaby, British Columbia, 1981 November 25.


 James Hudson
 RETURNING OFFICER

REPORT
Regular Council Meeting
1981 November 30

MAYOR AND ALDERMEN
District of Burnaby:

Report of the Returning Officer -
1981 Municipal Election

POLL BY POLL RESULTS

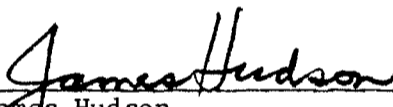
1981 November 25

CANDIDATES AND BYLAWS

File: 2114

Attached hereto are statements showing thereon the Poll
by Poll Results for each Candidate for the Offices of MAYOR, ALDERMAN,
SCHOOL TRUSTEE, BYLAW NO. 7791 CITED AS "BURNABY HOLIDAY SHOPPING
REGULATION BYLAW NO. 1, 1981" and BYLAW NO. 7792 CITED AS "BURNABY
HOLIDAY SHOPPING REGULATION BYLAW NO. 2, 1981".

This is for the information of Council.


James Hudson
RETURNING OFFICER

JH/mp
Attach.

THE CORPORATION OF THE DISTRICT OF BURNABY

MUNICIPAL ELECTION

1981 NOVEMBER 21

MAYOR - One To Be Elected - Two Year Term			
POLLING PLACES (See Key Attached)	LEWARNE, W.A.	RANKIN, L.A.	REJECTED
1.	500	675	26
2.	567	490	24
3.	243	253	14
4.	468	354	24
5.	398	391	26
6.	366	488	25
7.	542	330	24
8.	463	361	22
9.	648	441	50
10.	394	343	20
11.	748	495	35
12.	528	408	32
13.	808	410	35
14.	345	103	13
15.	553	223	16
16.	684	405	23
17.	551	335	24
18.	678	384	18
19.	920	459	24
20.	542	313	21
21.	390	305	37
22.	578	302	14
23.	653	314	13
24.	801	451	24
25.	359	322	19
26.	271	245	17
27.	491	358	28
28.	497	380	23
29.	521	253	26
30.	581	208	9
31.	89	51	3
32.	341	280	19
33.	275	121	6
34.	43	37	9
35.	114	68	7
36.	38	60	8
37.	53	59	20
38.	44	54	10
TOTALS	17,085	11,529	788

THE CORPORATION OF THE DISTRICT OF BURNABY

MUNICIPAL ELECTION

1981 NOVEMBER 21

ALDERMAN - 8 to be elected - Two Year Term

POLLING PLACES (See Key Attached)	BENNETT, R.L.	BJARNASON, P.M.	BROWN, D.N.	BUTLER, B.D.	CONSTABLE, T.W.	CORRIGAN, D.R.	DAEM, J.P.	DAVIES, R.M.	DEAN, E.W.	DRUMMOND, D.P.	EMMOTT, A.H.
1.	131	511	591	242	456	491	188	271	487	695	437
2.	130	385	482	249	502	372	201	296	371	513	464
3.	68	197	265	129	239	172	104	128	181	242	203
4.	100	256	429	234	426	269	204	243	246	389	392
5.	100	272	363	204	398	278	162	216	285	393	311
6.	130	324	333	195	350	323	139	202	328	437	308
7.	88	227	493	300	424	237	157	308	241	340	500
8.	93	282	402	222	371	280	155	235	261	391	368
9.	128	350	565	348	531	328	273	339	327	451	536
10.	102	219	347	211	362	236	203	290	222	303	329
11.	119	408	693	411	486	395	244	386	371	553	622
12.	127	306	506	294	339	324	132	319	309	384	421
13.	157	332	654	443	540	325	218	460	322	450	628
14.	19	109	262	198	193	94	80	190	77	149	253
15.	85	199	475	322	343	192	166	324	180	294	443
16.	134	301	576	394	433	287	163	384	318	422	581
17.	90	245	478	293	330	251	140	292	245	355	463
18.	107	275	537	343	443	297	196	329	284	453	512
19.	132	404	758	542	560	353	227	470	352	507	731
20.	77	230	493	318	335	241	125	328	241	323	457
21.	74	190	357	218	315	215	113	203	194	272	297
22.	81	284	541	330	339	236	122	249	250	325	409
23.	93	276	541	308	364	271	162	315	271	362	499
24.	127	346	690	396	433	339	197	412	333	479	696
25.	103	185	306	162	315	187	109	171	184	252	299
26.	72	174	225	124	211	184	81	134	168	234	209
27.	123	256	388	235	338	276	147	240	246	375	373
28.	102	302	424	254	307	327	119	266	265	404	384
29.	68	221	431	281	283	227	118	288	194	314	394
30.	70	158	477	299	298	180	137	287	188	297	457
31.	21	46	68	52	37	44	22	53	39	53	62
32.	67	206	310	193	258	217	143	210	208	252	268
33.	28	89	224	166	133	110	66	165	92	146	223
34.	16	19	30	11	38	19	10	19	21	27	38
35.	32	53	100	56	74	53	31	70	56	66	90
36.	30	28	29	18	36	26	17	17	24	27	34
37.	19	19	36	29	44	21	14	25	29	35	45
38.	21	27	32	12	47	20	17	14	32	26	38
TOTALS	3,264	8,711	14,911	9,036	11,931	8,697	5,102	9,148	8,442	11,990	13,774

POLLING PLACES (See Key Attached)	GAVIN, G.D.	LALONDE, T.J.	LAWSON, D.A.	MCLEAN, G.H.F.	MOTIUK, J.W.	NIKOLAI, E.	SCHMIDT, K.A.	SMITH, G.E.	STUSIAK, V.V.	ZESWICK, S.	REJECTED
1.	453	378	404	341	470	228	150	502	389	77	48
2.	352	329	416	303	372	255	155	362	421	84	47
3.	155	144	203	162	175	128	80	157	202	38	22
4.	226	248	369	263	249	217	125	233	365	81	18
5.	258	252	297	225	287	227	95	316	319	68	17
6.	286	314	305	207	328	185	99	336	290	70	32
7.	199	158	433	339	239	328	132	277	439	63	41
8.	229	182	376	297	289	228	111	263	366	63	27
9.	299	226	476	339	346	324	185	298	528	72	64
10.	196	183	338	186	223	199	112	213	303	70	28
11.	300	249	567	590	438	410	158	392	586	73	60
12.	282	247	432	407	323	273	169	327	372	77	46
13.	321	252	616	476	332	503	226	320	621	106	46
14.	97	72	255	202	98	203	64	73	268	28	15
15.	178	139	436	328	214	306	129	167	469	47	34
16.	279	254	530	438	315	372	165	305	527	74	44
17.	207	207	419	341	251	308	131	248	443	54	44
18.	265	223	507	346	329	372	148	265	516	76	57
19.	332	271	707	510	395	506	231	332	750	93	39
20.	209	198	449	373	225	321	131	240	411	46	43
21.	181	190	281	214	211	207	114	196	290	52	54
22.	194	190	368	344	263	371	162	314	437	53	21
23.	242	216	474	316	279	430	210	265	464	49	40
24.	296	260	603	440	349	583	198	328	587	87	57
25.	177	190	293	167	171	163	93	184	266	53	52
26.	148	136	214	118	190	149	51	170	186	43	31
27.	237	252	350	243	255	228	140	267	355	72	47
28.	252	234	375	254	305	242	158	286	346	72	62
29.	172	151	386	306	208	270	103	211	414	45	41
30.	152	122	425	328	204	415	114	211	442	48	28
31.	37	33	66	57	38	62	19	35	63	11	7
32.	185	159	258	202	207	173	111	184	243	38	24
33.	91	88	210	179	102	178	58	89	221	23	14
34.	21	12	34	16	17	15	7	24	24	10	13
35.	43	43	79	54	42	47	27	49	60	8	15
36.	20	21	24	20	10	8	6	18	15	3	15
37.	18	16	36	22	14	14	12	23	25	5	27
38.	16	23	27	12	19	18	13	24	20	5	18
TOTALS	7,605	6,862	13,038	9,965	8,782	9,466	4,392	8,504	13,043	2,037	1,338

THE CORPORATION OF THE DISTRICT OF BURNABY

MUNICIPAL ELECTION

1981 NOVEMBER 21

SCHOOL TRUSTEE - 7 to be elected - Two Year Term

POLLING PLACES (See Key Attached)	BAILEY, A.M.J.	BEGIN, R.G.	BODEN, F.B.	CHOBOTUCK, L.F.	JONES, B.	KEDDY, C.J.	KENNY, A.K.	MANN, M.	MURNAME, C.J.	RAMSLEY, R.	SMITH, A.L.	SPITZ, B.L.	TURNER, P.J.	VEITCH, S.W.G.	REJECTED
1.	R	514	496	469	642	376	418	537	389	320	R	R	439	409	R
2.	E	489	444	426	538	410	406	442	412	331	E	E	378	403	E
3.	C	221	190	198	239	208	225	199	208	143	C	C	165	223	C
4.	O	449	308	267	411	328	374	299	393	271	O	O	246	323	O
5.	U	368	339	315	446	296	315	358	320	234	U	U	316	320	U
6.	N	315	363	373	457	275	337	348	295	238	N	N	352	270	N
7.	T	500	286	253	396	404	410	302	436	346	T	T	247	439	T
8.		434	305	260	396	327	360	320	348	261			261	349	
9.		569	419	339	501	489	481	397	467	373			303	472	
10.		370	223	294	375	314	301	256	283	258			219	296	
11.		658	423	434	531	581	537	419	589	428			318	594	
12.		499	351	349	454	394	420	343	385	342			303	441	
13.		731	397	367	517	535	586	404	594	494			300	619	
14.		300	125	98	158	227	238	138	254	195			80	250	
15.		501	238	245	327	385	404	261	430	340			177	440	
16.		678	360	332	470	489	501	358	519	401			285	536	
17.		511	309	275	378	370	384	290	385	332			239	409	
18.		620	343	313	451	438	438	320	417	488			272	507	
19.		824	436	409	544	581	661	451	659	581			317	685	
20.		550	256	226	323	397	429	246	402	366			222	446	
21.		374	238	196	315	266	306	215	304	233			203	295	
22.		528	299	293	394	396	429	313	440	347			344	443	
23.		563	331	287	413	418	452	326	440	352			250	495	
24.		707	398	396	560	506	568	411	554	452			342	616	
25.		283	214	213	309	236	281	202	221	218			204	248	
26.		214	193	214	247	165	204	185	188	161			164	186	
27.		443	363	378	483	382	415	363	408	334			345	408	
28.		411	319	371	416	322	362	328	375	302			276	334	
29.		438	247	251	310	359	390	242	378	311			182	381	
30.		544	214	204	325	392	412	237	405	347			177	466	
31.		74	50	48	58	62	60	51	64	55			41	60	
32.	R	290	234	223	293	259	246	228	253	216	R	R	175	255	R
33.	E	249	120	102	144	190	209	98	216	172	E	E	95	212	E
34.	C	32	24	20	28	30	35	21	28	20	C	C	18	30	C
35.	O	72	49	54	85	78	87	56	81	54	O	O	52	75	O
36.	U	24	24	28	36	31	28	25	15	16	U	U	20	20	U
37.	N	34	29	20	50	36	35	22	26	27	N	N	29	28	N
38.	T	25	29	26	39	25	26	25	22	16	T	T	28	28	T
TOTALS		15,406	9,566	11,977	10,036	10,375							13,011		
			9,986	13,059	12,770	12,603							8,384		

THE CORPORATION OF THE DISTRICT OF BURNABY

MUNICIPAL ELECTION

1981 NOVEMBER 21

BYLAW NO. 7791

"BURNABY HOLIDAY SHOPPING REGULATION BYLAW NO. 1, 1981"			
POLLING PLACES (See Key Attached)	Y E S	N O	R E J E C T E D
1.	848	336	16
2.	779	278	23
3.	395	107	6
4.	600	225	17
5.	570	225	18
6.	644	215	16
7.	627	246	20
8.	623	201	23
9.	832	268	39
10.	594	151	12
11.	890	336	46
12.	688	237	43
13.	916	318	23
14.	321	127	13
15.	582	193	17
16.	765	326	17
17.	576	291	40
18.	732	318	30
19.	1,002	375	26
20.	543	308	29
21.	503	212	17
22.	579	297	24
23.	650	310	22
24.	886	365	25
25.	437	237	27
26.	378	142	12
27.	536	314	23
28.	587	286	25
29.	516	265	19
30.	538	252	8
31.	109	28	6
32.	455	172	13
33.	288	158	9
34.	56	30	3
35.	109	61	19
36.	62	34	10
37.	57	50	25
38.	53	44	11
TOTALS	20,326	8,338	772

MAYOR AND ALDERMEN
District of Burnaby:

Report of the Returning Officer -
1981 Municipal Election

BYLAW NO. 7791

1981 November 25


"BURNABY HOLIDAY SHOPPING REGULATION BYLAW NO. 1, 1981"

File: 2114

RESULT AND PROCLAMATION

1. BYLAW NO. 7791	YES	--	20,326	70.91%
	NO	--	8,338	
	REJECTED	--	722	

GIVEN under my hand at Burnaby, British Columbia, 1981 November 25.


James Hudson
RETURNING OFFICER

THE CORPORATION OF THE DISTRICT OF BURNABY

MUNICIPAL ELECTION

1981 NOVEMBER 21

BYLAW NO. 7792

"BURNABY HOLIDAY SHOPPING REGULATION BYLAW NO. 2, 1981"			
POLLING PLACES (See Key Attached)	Y E S	N O	R E J E C T E D
1.	640	526	29
2.	643	416	21
3.	318	190	2
4.	474	352	16
5.	488	314	16
6.	515	317	10
7.	482	402	12
8.	498	322	27
9.	709	410	25
10.	464	287	6
11.	818	428	33
12.	563	368	37
13.	712	525	23
14.	248	208	5
15.	414	361	16
16.	645	450	19
17.	463	416	30
18.	575	483	24
19.	724	661	21
20.	438	419	19
21.	452	261	21
22.	477	410	11
23.	500	469	13
24.	683	571	23
25.	393	288	20
26.	324	191	10
27.	455	407	16
28.	456	419	23
29.	366	419	16
30.	416	376	7
31.	88	55	5
32.	399	234	11
33.	236	164	5
34.	45	40	4
35.	87	91	11
36.	55	39	12
37.	53	56	23
38.	53	47	8
TOTALS	16,369	12,392	630

R E P O R T
Regular Council Meeting
1981 November 30

MAYOR AND ALDERMEN
District of Burnaby:

Report of the Returning Officer -
1981 Municipal Election

BYLAW NO. 7792

1981 November 25


"BURNABY HOLIDAY SHOPPING REGULATION BYLAW NO. 2, 1981"

File: 2114

RESULT AND PROCLAMATION

1. BYLAW NO. 7792	YES	--	16,369	56.91%
	NO	--	12,392	
	REJECTED	--	630	

GIVEN under my hand at Burnaby, British Columbia, 1981 November 25.


James Hudson
RETURNING OFFICER

KEY TO POLLING PLACES

1. Gilmore Avenue Elementary School
2. Capitol Hill Elementary School
3. Kensington Junior Secondary School
4. Westridge Elementary School
5. Kitchener Elementary School
6. Alpha Secondary School
7. Brentwood Park Elementary School
8. Lochdale Community School
9. Sperling Avenue Elementary School
10. Stoney Creek Community School
11. Parkcrest Elementary School
12. Cascade Heights Elementary School
13. Douglas Elementary School
14. Burnaby Municipal Hall
15. Seaforth Elementary School
16. Inman Elementary School
17. Marlborough-Royal Oak Elementary School
18. Windsor Elementary School
19. Morley Street Elementary School
20. Chaffey-Burke Elementary School
21. Maywood Elementary School
22. Suncrest Elementary School
23. Nelson Elementary School
24. Clinton Elementary School
25. Edmonds House
26. Stride Community School
27. Edmonds Elementary Junior Secondary School
28. Second Street Elementary School
29. Armstrong Elementary School
30. Riverway West Elementary School
31. Riverside Elementary School
32. Cameron Road Elementary School
33. Advance Poll
34. Mobile Poll No. 1
35. Mobile Poll No. 2
36. Mobile Poll No. 3
37. Mobile Poll No. 4
38. Mobile Poll No. 5

R E P O R T
Regular Council Meeting
1981 November 30

MAYOR AND ALDERMEN,
District of Burnaby.

REPORT OF THE RETURNING OFFICER -
1981 Municipal Election

A D V A N C E P O L L

1981 November 25

File: 2114

In compliance with the provisions of By-law No. 7788 cited as the "Burnaby Advance Poll By-law 1981", an Advance Poll for the 1981 Municipal Election was held at the Burnaby Municipal Hall on Wednesday, Thursday and Friday, 1981 November 18, 19, and 20 between 08:30 h and 20:00 h.


The elector turnout for this advance poll was as follows:

	<u>Wednesday</u> <u>Nov. 18</u>	<u>Thursday</u> <u>Nov. 19</u>	<u>Friday</u> <u>Nov. 20</u>	<u>Totals</u>
08:30 h - 09:00 h	5	7	5	17
09:00 h - 10:00 h	20	4	23	47
10:00 h - 11:00 h	10	14	14	38
11:00 h - 12:00 h	18	9	16	43
12:00 h - 13:00 h	6	4	12	22
13:00 h - 14:00 h	11	13	11	35
14:00 h - 15:00 h	14	12	12	38
15:00 h - 16:00 h	7	10	8	25
16:00 h - 17:00 h	4	10	3	17
17:00 h - 18:00 h	8	9	9	26
18:00 h - 19:00 h	15	16	12	43
19:00 h - 20:00 h	<u>18</u>	<u>27</u>	<u>9</u>	<u>54</u>
	136	135	134	405

The elector turnout for the Advance Polls for previous Municipal Elections was as follows:

1979 - 258
1978 - 134
1977 - 388
1976 - 286
1975 - 226
1974 - 71
1973 - 118
1972 - 55
1971 - 96

This is for the information of the Municipal Council.


RETURNING OFFICER

JH/blp

MAYOR AND ALDERMEN
District of Burnaby:

REPORT OF THE RETURNING OFFICER -

1981 Municipal Election

1981 November 25
File: 2114

MOBILE POLLS

Five (5) Mobile Polls were established by Bylaw No. 7789 cited as "BURNABY MOBILE POLL BYLAW 1981" for the Municipal Election 1981 November 21.

MOBILE POLL #1 ATTENDED:

1. BURNABY GENERAL HOSPITAL, 3935 Kincaid Street, Burnaby, B.C.

MOBILE POLL #2 ATTENDED:

1. SETON VILLA, 3755 McGill Street, Burnaby, B.C.
2. FINNISH MANOR PERSONAL CARE HOME, 3460 Kalyk Avenue, Burnaby, B.C.
3. DANIA HOME, 4279 Norland Avenue, Burnaby, B.C.

MOBILE POLL #3 ATTENDED:

1. NORMANNA REST HOME, 7979 - 12th Avenue, Burnaby, B.C.
2. DEER LAKE PRIVATE HOSPITAL, 6907 Elwell Street, Burnaby, B.C.
3. HALL TOWERS #2 (Second and Third Floors), 7264 Kingsway, Burnaby, B.C.
4. GEORGE DERBY H. & O. CENTRE, 7502 Cumberland Street, Burnaby, B.C.
5. DOGWOOD LODGE, 3755 Willingdon Avenue, Burnaby, B.C.

MOBILE POLL #4 ATTENDED:

1. NEW VISTA CARE HOME, 7550 Rosewood Street, Burnaby, B.C.
2. CANADA WAY PERSONAL CARE CENTRE, 7195 Canada Way, Burnaby, B.C.
3. FELLBURN PRIVATE HOSPITAL, 6050 Hastings Street, Burnaby, B.C.
4. CENTRAL PARK MANOR, 3730 Burke Street, Burnaby, B.C.

MOBILE POLL #5 ATTENDED:


1. SWEDISH REST HOME, 1800 Duthie Avenue, Burnaby, B.C.
2. CARLTON PRIVATE HOSPITAL & LODGE, 4125 Canada Way, Burnaby, B.C.
3. WILLINGDON PRIVATE HOSPITAL, 4435 Grange Street, Burnaby, B.C.
4. FAIR HAVEN, 4341 Rumble Street, Burnaby, B.C.

MOBILE POLL #1 - Recorded	89	Ballots
MOBILE POLL #2 - Recorded	189	Ballots
MOBILE POLL #3 - Recorded	106	Ballots
MOBILE POLL #4 - Recorded	132	Ballots
MOBILE POLL #5 - Recorded	<u>108</u>	Ballots
TOTAL	<u>624</u>	

The elector turnout for the Mobile Polls for previous Municipal Elections was as follows:

1979	-	556
1978	-	404
1977	-	438
1976	-	290
1975	-	259
1974	-	154

This is for the information of the Municipal Council.


RETURNING OFFICER

MAYOR AND ALDERMEN
 District of Burnaby:

REPORT OF THE RETURNING OFFICER
1981 MUNICIPAL ELECTION
APPLICATIONS FOR REGISTRATION AS AN ELECTOR


1981 November 25
 File: 2114

The following is a statement for the 1981 Municipal Election showing thereon the respective polling places, the classification of electors and the number of completed applications for registration under Section 126 of the "Municipal Act", as amended:

MUNICIPAL ELECTION
1981 NOVEMBER 21
APPLICATIONS FOR REGISTRATION AS AN ELECTOR

	Burnaby Residents	Non-Resident Property Owners	CORPORATION Property Owners	CORPORATION Tenants
1. Gilmore Avenue Elementary School	48	0	0	0
2. Capitol Hill Elementary School	42	0	0	0
3. Kensington Junior Secondary School	23	0	0	0
4. Westridge Elementary School	19	1	0	0
5. Kitchener Elementary School	29	0	0	1
6. Alpha Secondary School	31	0	0	1
7. Brentwood Park Elementary School	20	0	0	0
8. Lochdale Community School	23	0	0	0
9. Sperling Avenue Elementary School	59	0	0	0
0. Stoney Creek Community School	55	0	0	0
1. Parkcrest Elementary School	39	1	0	0
2. Cascade Heights Elementary School	65	0	0	0
3. Douglas Elementary School	51	0	1	0
4. Burnaby Municipal Hall	26	1	0	0
5. Seaforth Elementary School	30	0	0	0
6. Inman Elementary School	43	0	0	0
7. Marlborough-Royal Oak Elementary School	57	0	0	0
8. Windsor Elementary School	36	0	0	0
9. Morley Street Elementary School	52	0	0	0
0. Chaffey-Burke Elementary School	40	0	0	5
1. Maywood Elementary School	87	0	0	0
2. Suncrest Elementary School	40	0	0	0
3. Nelson Elementary School	29	0	0	0
4. Clinton Elementary School	65	1	1	1
5. Edmonds House	38	1	0	0
6. Stride Community School	31	1	0	0
7. Edmonds Elementary Jr. Sec. School	36	0	1	0
8. Second Street Elementary School	46	0	0	0
9. Armstrong Elementary School	60	0	0	0
0. Riverway West Elementary School	26	0	0	0
1. Riverside Elementary School	25	1	0	0
2. Cameron Road Elementary School	59	0	0	0
3. Advance Poll	27	0	0	3
4. MOBILE POLL #1	12	0	0	0
5. MOBILE POLL #2	12	0	0	0
6. MOBILE POLL #3	20	0	0	0
7. MOBILE POLL #4	10	0	0	0
8. MOBILE POLL #5	16	0	0	0
TOTALS	1,427	7	3	11

This is for the information of the Municipal Council.


 James Hudson
 RETURNING OFFICER

REPORT OF THE RETURNING OFFICER

1981 Municipal Election

COMPARISON WITH 1978 AND 1981

1981 November 25

File: 2114

The following is a comparison statement for the 1978, 1979 and 1981 Municipal Elections showing thereon the respective Polling Places, the Registered Voters, the Number of Persons Who Voted and the Percentage of Voters, together with Grand Totals and the Overall Average Percentages:


THE CORPORATION OF THE DISTRICT OF BURNABY

MUNICIPAL ELECTIONS - 1978, 1979, 1981

POLLING PLACE	1978			1979			1981		
	R.V.	N.V.	%	R.V.	N.V.	%	R.V.	N.V.	%
1. Gilmore School	2625	405	15.43	3023	961	31.79	3046	1201	39.43
2. Capitol Hill School (1979)	1783	262	14.69	2696	852	31.60	2722	1081	39.71
3. Kensington School (1979)	2364	326	13.79	1643	335	20.39	1595	510	31.97
4. Westridge School	2524	395	15.65	2153	673	31.26	2195	846	38.54
5. Kitchener School	2508	313	12.48	2275	601	26.42	2303	815	35.39
6. Alpha School	1818	234	12.87	2621	645	24.61	2593	879	33.90
7. Brentwood Park School	3002	350	11.66	2183	624	28.58	2403	896	37.29
8. Lochdale School	2810	492	17.51	1971	662	33.59	2184	846	38.74
9. Sperling School	3547	468	13.19	3077	866	28.14	3113	1139	36.59
0. Stoney Creek School (1979)	3811	308	08.08	1979	508	25.66	2306	757	32.83
1. Parkcrest School (1979)	373	27	07.24	2936	974	33.17	2929	1278	43.63
2. Cascade Heights School	2601	370	14.23	2515	743	29.54	2561	968	37.80
3. Douglas Road School	2343	367	15.66	3061	894	29.21	3360	1253	37.29
4. Burnaby Municipal Hall	555	69	12.43	1151	398	34.58	1247	461	36.97
5. Seaforth School	1585	219	13.82	1773	555	31.30	1919	792	41.27
6. Inman School	2168	287	13.24	2937	797	27.14	2878	1112	38.64
7. Marlborough School	2366	305	12.89	2344	624	26.62	2519	910	36.12
8. Windsor School	2774	442	15.93	2387	750	31.42	2514	1080	42.96
9. Morley School	3394	593	17.47	3129	1117	35.70	3233	1403	43.40
0. Chaffey-Burke School	3560	312	08.76	2222	636	28.62	2276	876	38.49
1. Maywood School	2771	250	09.02	2908	428	14.73	3108	732	23.55
2. Suncrest School	2067	295	14.27	2170	651	30.00	2399	894	37.27
3. Nelson School	1567	325	20.74	1957	726	37.10	2073	980	47.27
4. Clinton School	1708	319	18.68	2701	920	34.06	2778	1276	45.93
5. Edmonds House	2242	272	12.13	2328	443	19.03	2617	700	26.75
6. Stride School	1066	143	13.41	2051	390	19.01	1929	533	27.63
7. Edmonds School	2771	328	11.84	2549	617	24.20	2554	877	34.33
8. Second Street School	2794	453	16.21	2074	606	29.22	2168	900	41.51
9. Armstrong School	1132	184	16.25	1880	586	31.17	1915	800	41.77
0. Riverway West School	892	159	17.83	1698	604	35.57	1608	798	49.63
1. Riverside School (1979)	770	123	15.97	348	84	24.14	365	143	39.18
2. Cameron School (1979)	257	39	15.18	2128	339	15.93	2496	640	25.64
3. Advance Poll	--	134	--	--	258	--	--	402	--
4. MOBILE POLL #1	--	86	--	--	97	--	--	89	--
5. MOBILE POLL #2	--	131	--	--	203	--	--	189	--
6. MOBILE POLL #3	--	99	--	--	122	--	--	106	--
7. MOBILE POLL #4	--	88	--	--	134	--	--	132	--
8. MOBILE POLL #5	--	--	--	--	--	--	--	108	--
TOTALS	68,548	9,972	14.55	72,869	21,424	29.40	75,906	29,402	38.73

R.V. Denotes Registered Voters
N.V. Denotes Number Voted

This is for the information of the Municipal Council.


RETURNING OFFICER.

REPORT
Regular Council Meeting
1981 November 30

SUPPLEMENTARY
1981 November 27

SCHOOL TRUSTEES (Two Year Term - 7 to be elected)


BAILEY	Anne Marie Jeanette	--	11,214
BEGIN	Robert Gary	--	15,406
BODEN	Frank Bennett	--	9,986
CHOBOTUCK	Linda Fay	--	9,566
JONES	Barry	--	13,059
KEDDY	Carole Juanita	--	11,977
KENNY	Audrey Kathleen	--	12,770
MANN	Maurits	--	10,036
MURNANE	Clifford James	--	12,603
RAWNSLEY	Rosemary	--	10,375
SMITH	Anne Louise	--	11,097
SPITZ	Barbara Lynne	--	11,325
TURNER	Pamela Jane	--	8,384
VEITCH	Sheila Wilma Gertrude	--	13,011
	R E J E C T E D	--	2,178

AND I HEREBY proclaim to be elected the persons having the highest number of votes for the office, as set out before, as follows:

SCHOOL TRUSTEES: (For a Two Year Term)

BEGIN	Robert Gary	--	15,406
JONES	Barry	--	13,059
VEITCH	Sheila Wilma Gertrude	--	13,011
KENNY	Audrey Kathleen	--	12,770
MURNANE	Clifford James	--	12,603
KEDDY	Carole Juanita	--	11,977
SPITZ	Barbara Lynne	--	11,325

GIVEN under my hand at Burnaby, British Columbia, 1981 November 27.


James Hudson
RETURNING OFFICER

THE CORPORATION OF THE DISTRICT OF BURNABY

MUNICIPAL ELECTION

1981 NOVEMBER 21

SCHOOL TRUSTEE - 7 to be elected - Two Year Term

POLLING PLACES (See Key Attached)	BAILEY, A.M.J.	SMITH, A.L.	SPITZ, B.L.	REJECTED
1.	569	588	342	87
2.	493	488	356	62
3.	228	221	173	47
4.	331	314	301	66
5.	399	391	257	44
6.	434	417	253	59
7.	314	317	400	58
8.	347	342	309	67
9.	434	407	439	109
10.	285	339	288	53
11.	467	463	520	97
12.	424	420	375	69
13.	422	421	591	96
14.	116	119	246	33
15.	272	267	383	50
16.	375	404	454	75
17.	321	299	335	74
18.	395	356	406	64
19.	453	440	620	77
20.	279	281	388	47
21.	266	277	256	73
22.	326	321	385	48
23.	349	346	405	55
24.	467	480	540	92
25.	273	274	216	77
26.	235	230	160	42
27.	378	361	273	79
28.	404	354	327	70
29.	264	253	333	59
30.	230	276	395	30
31.	50	52	57	13
32.	254	234	217	58
33.	128	133	191	25
34.	30	27	28	18
35.	73	78	58	22
36.	41	32	18	25
37.	50	42	18	33
38.	38	33	12	25
TOTALS	11,214	11,097	11,325	2,178

KEY TO POLLING PLACES

1. Gilmore Avenue Elementary School
2. Capitol Hill Elementary School
3. Kensington Junior Secondary School
4. Westridge Elementary School
5. Kitchener Elementary School
6. Alpha Secondary School
7. Brentwood Park Elementary School
8. Lochdale Community School
9. Sperling Avenue Elementary School
10. Stoney Creek Community School
11. Parkcrest Elementary School
12. Cascade Heights Elementary School
13. Douglas Elementary School
14. Burnaby Municipal Hall
15. Seaforth Elementary School
16. Inman Elementary School
17. Marlborough-Royal Oak Elementary School
18. Windsor Elementary School
19. Morley Street Elementary School
20. Chaffey-Burke Elementary School
21. Maywood Elementary School
22. Suncrest Elementary School
23. Nelson Elementary School
24. Clinton Elementary School
25. Edmonds House
26. Stride Community School
27. Edmonds Elementary Junior Secondary School
28. Second Street Elementary School
29. Armstrong Elementary School
30. Riverway West Elementary School
31. Riverside Elementary School
32. Cameron Road Elementary School
33. Advance Poll
34. Mobile Poll No. 1
35. Mobile Poll No. 2
36. Mobile Poll No. 3
37. Mobile Poll No. 4
38. Mobile Poll No. 5

