

REPORT
REGULAR COUNCIL MEETING
1980 DECEMBER 01

THE CORPORATION OF THE DISTRICT OF BURNABY

TRAFFIC SAFETY COMMITTEE

FILE: 20-2

HIS WORSHIP, THE MAYOR
AND MEMBERS OF COUNCIL

Madam/Gentlemen:

REPORT OF THE TRAFFIC SAFETY COMMITTEE

1. Intersection of Griffiths Avenue, Stanley Street and Walker Avenue

Recommendations:

- "1. That Griffiths Avenue be cul-de-sac'd as indicated on the attached sketch #2.
2. That Mrs. J. Hake, 6255 Ashworth Avenue, Burnaby, B. C., V5E 3T8, be sent a copy of this report."

R E P O R T

An undated petition containing 56 signatures from area residents was received from Mrs. J. Hake, 6255 Ashworth Avenue, Burnaby, B. C., requesting some form of traffic control (crosswalk, stop signs) be installed at the subject intersection before one of their children is injured or a serious accident occurs.

This matter was referred to the Municipal Engineer who reported as follows:

"The intersection in question is a five leg intersection with stop signs on three of the legs, both Stanley Street legs and the single Griffiths Avenue leg, giving the right-of-way to Walker Avenue. Our accident records indicate no reported accidents since 1978 January which eliminates an accident history as being a prime factor in prompting those that signed the petition. The fact that the intersection has five legs however could, and in cases of higher volumes, does present problems in the assignment of right-of-way.

A short time ago we were advised that the Griffiths leg of the intersection would be undergoing a local improvement that would establish a final 8.5 metre curb standard. The remaining four legs of the intersection in the future will be improved to 11 metre curb standards. From our evaluation of the intersection we felt that we should take this time to eliminate one of the legs thus establishing an easier to control intersection. We have attached three sketches to indicate how this could be accomplished.

Sketch 2 shows the cul-de-sac arrangement wherein we would get a near normal four leg intersection while Sketch 3 has shown Griffiths turning into the west leg of Stanley Street with no connection to Walker Avenue.

- AGENDA 1980 12 01
- COPY-MANAGER
- ENGINEER

-2-

REPORT
 REGULAR COUNCIL MEETING
 1980 DECEMBER 01

We are inclined to favour the cul-de-sac arrangement shown on Sketch #2 for the following reasons:

1. Griffiths is the minor leg of the intersection in that its final standard is 8.5 metres between curbs while the four legs will have finished standards of 11 metres between curbs.
2. Griffiths Avenue south of Kingsway in the Council adopted 'Conceptual Transportation Plan' is to be designated a secondary arterial. While this designation does not extend north of Kingsway, Griffith Avenue does extend to Walker Avenue and could attract north/south commuter traffic if left open.

While we have not contacted property owners along Griffiths Avenue about a possible closure we noted that eight of the ten property owners on Griffiths Avenue between Stanley and Burns Streets who would be most affected by our proposed cul-de-sac have signed the petition requesting positive action to make the intersection safer.

STAFF RECOMMENDATIONS TO THE TRAFFIC SAFETY COMMITTEE

1. That Griffiths Avenue be cul-de-sac'd as indicated on the attached Sketch #2.
2. That Mrs. J. Hake of 6255 Ashworth Avenue be sent a copy of this report."

The Traffic Safety Committee requested the Municipal Engineer to contact the homeowners on Griffiths Avenue who would be directly affected by this proposal prior to the recommendation being forwarded to Council to ensure that these owners are in favour of the recommended proposal.

As indicated on Appendix "A" attached to this report, all homeowners on Griffiths Avenue between Stanley and Burns Streets, with the exception of 6347 Griffiths Avenue, have been contacted and have advised that they are in favour of this proposal.

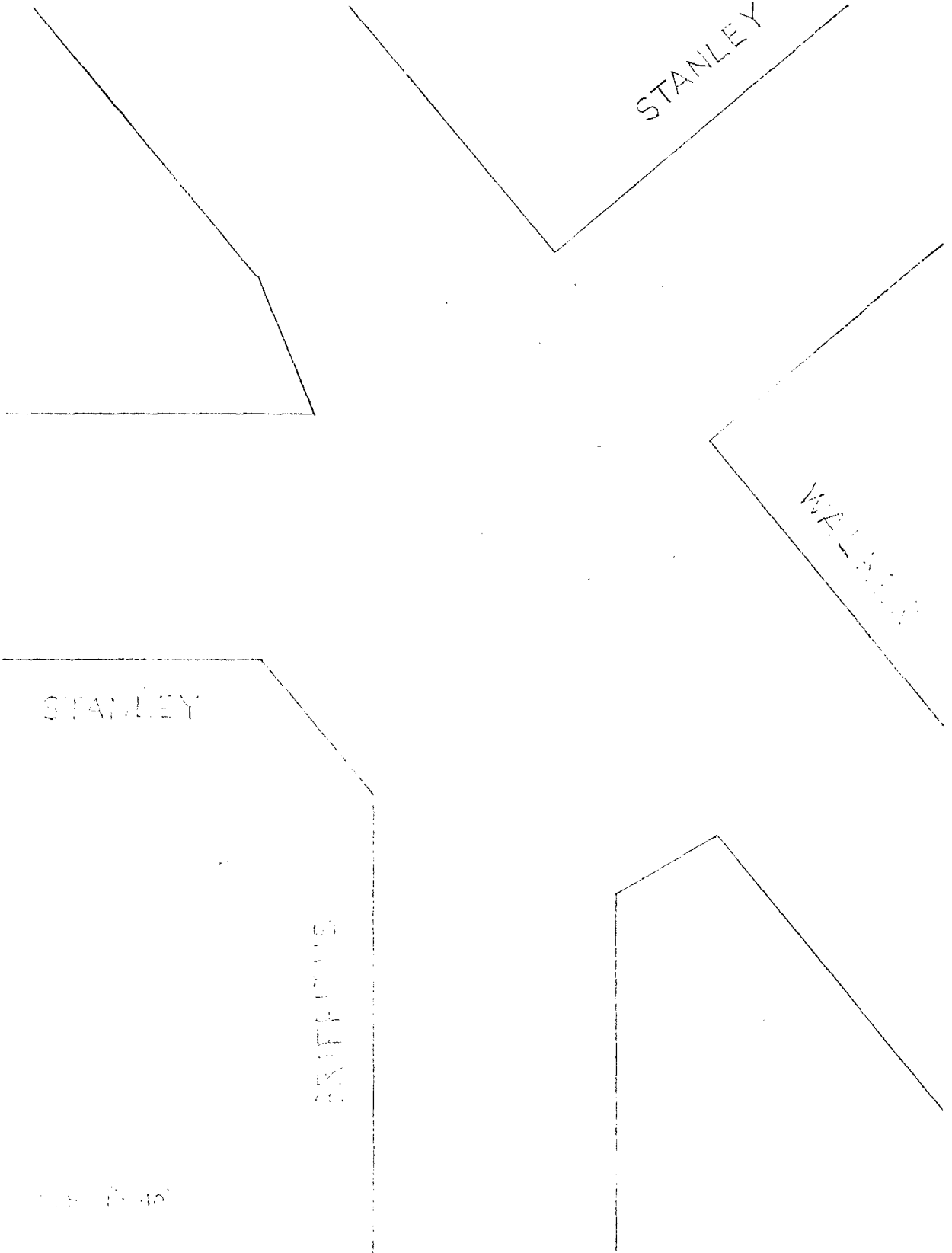

Respectfully submitted,

Alderman G.D. Ast,
 Chairman

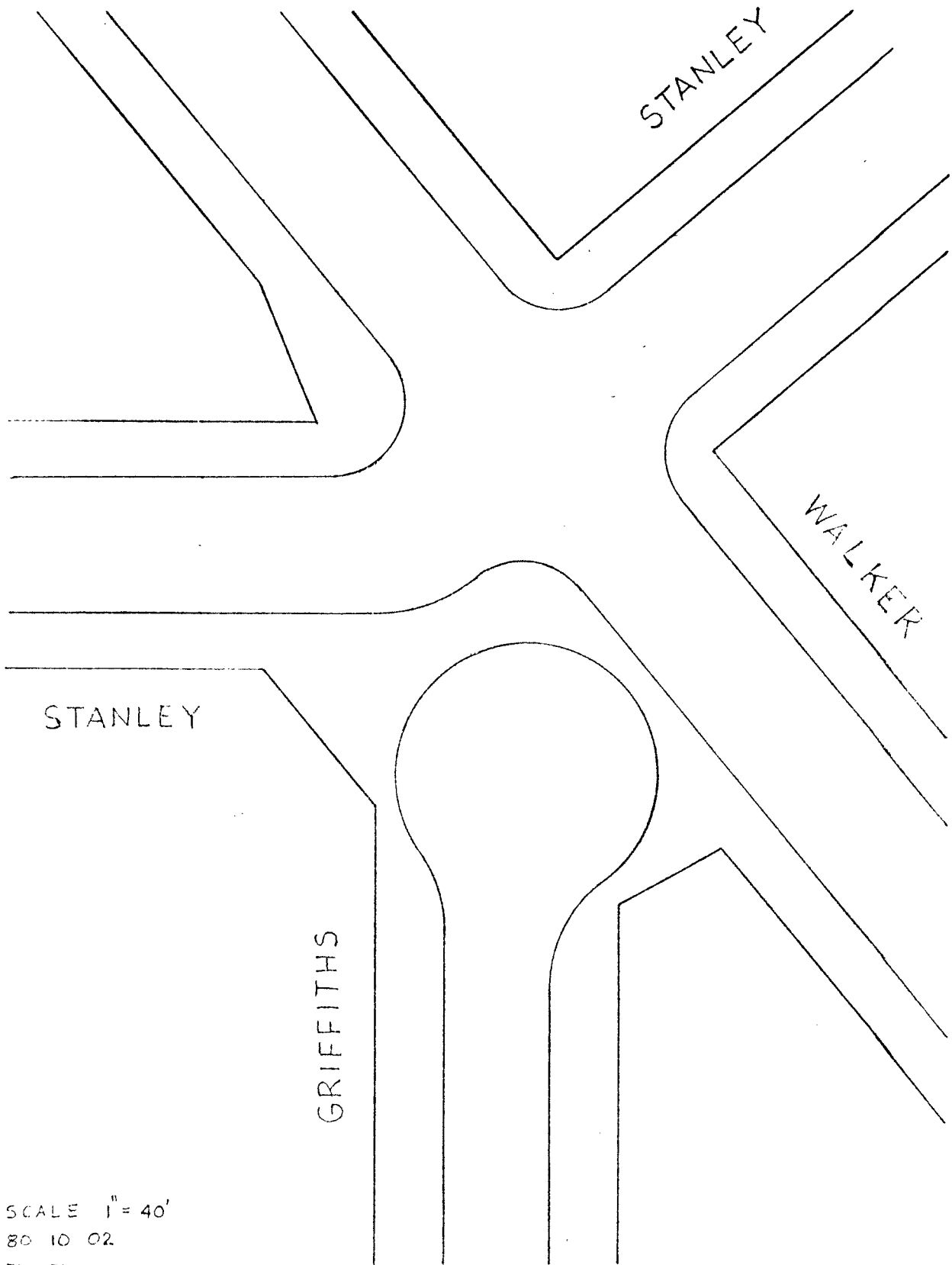
Alderman W.A. Lewarne,
 Member

Alderman V.V. Stusiak,
 Member

RDS:ef
 attach: Sketch 1, 2, 3
 Appendix "A"

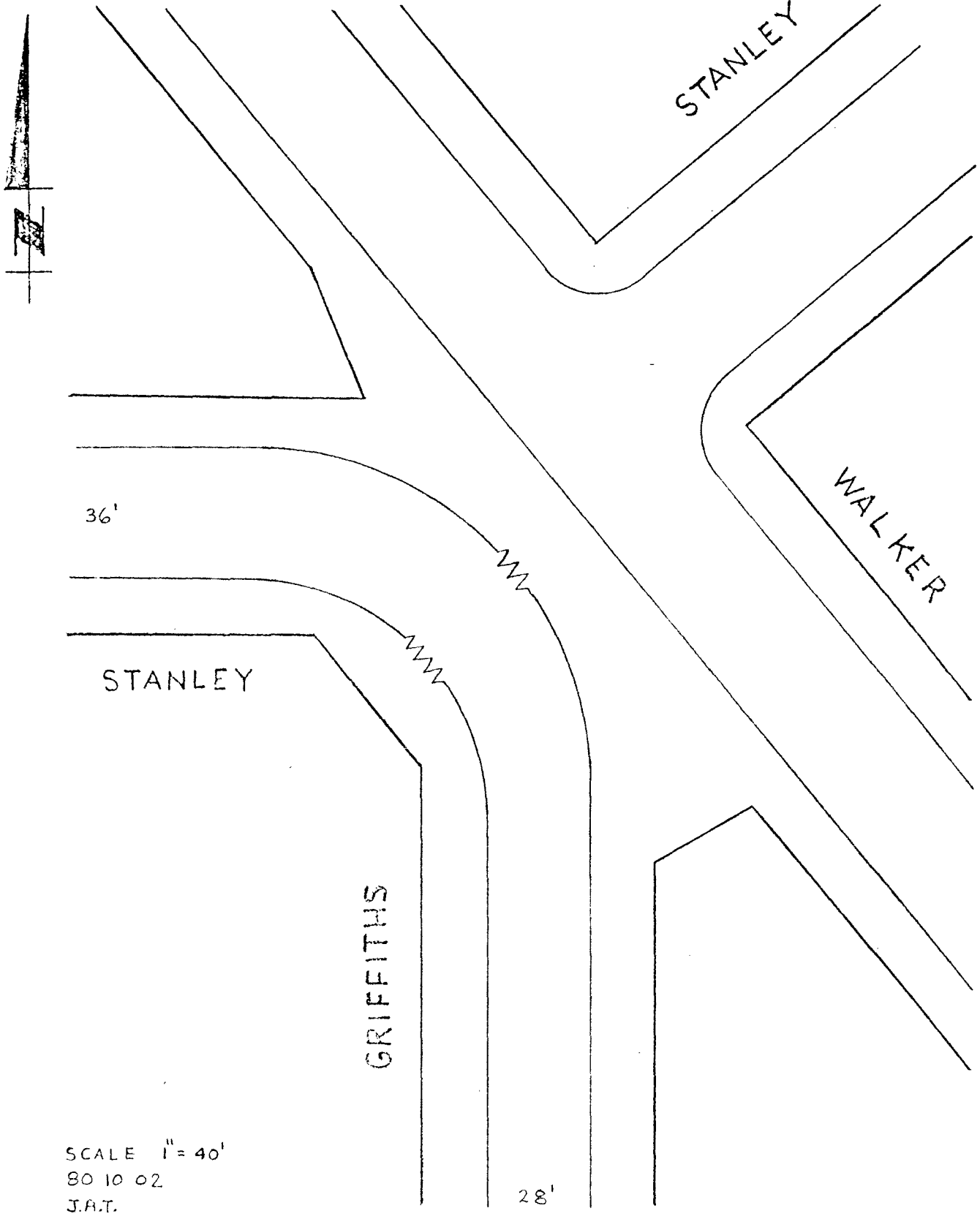


SKETCH 1



SCALE 1" = 40'
80 10 02
F.A.T.

SKETCH 2



SCALE 1" = 40'
80 10 02
J.A.T.

SKETCH 3

